



Vivekanand Education Society's

Institute of Technology

(Affiliated to University of Mumbai, Approved by AICTE & Recognized by Govt. of Maharashtra)

INDEX

Sr. No.	Contents	Page No.
1	Audited highlighted statement of the expenditure and salary during the F.Y.2020-21	1
2	Audited highlighted statement of the expenditure and salary during the F.Y.2019-20	22
3	Audited highlighted statement of the expenditure and salary during the F.Y.2018-19	44
4	Audited highlighted statement of the expenditure and salary during the F.Y.2017-18	65
5	Audited highlighted statement of the expenditure and salary during the F.Y.2016-17	84

Note : Figures highlighted for Salary Component in **Yellow**, Expenditure Component in **Green** and Gross Total of Expenditure in **Pink**.

Vivekanand Education Society's INSTITUTE OF TECHNOLOGY
Hashu Advani Memorial Complex, Collector's Colony, R C Marg, Chembur, Mumbai - 400 074
BALANCE SHEET FOR THE YEAR ENDED 31st MARCH 2021

Amount (Rs.) 2019 - 2020	LIABILITIES	SH	Amount (Rs.) 2020 - 2021	Amount (Rs.) 2019 - 2020	ASSETS	SH	Amount (Rs.) 2020 - 2021
172,335,451	RESERVE FOR BUILDING		172,335,451	67,006,504	FIXED ASSETS	1	70,181,478
-	Opening Balance		-	16,872,742	Fixed Assets (WDV)		1,582,061
172,335,451	Add : Tr. during the year		-	83,879,246	Add : Add during the year		-
71,944,824	CURRENT LIABILITIES	8	107,898,468	-	Add : Dep Added Back		71,763,539
7,053,982	Advanced Fees Received	9	8,093,260	13,697,768	Gross Block		-
3,509,745	Outstanding Liabilities	10	5,612,400	70,181,478	Less : Assets Written Off		-
261,500	Scholarship Payable	11	261,500		Less : Depreciation		12,540,332
597,058	Student Prize Fund	12	1,180,819		Net Block		59,223,207
6,650,780	Grant from Govt / Uni & Other	13	7,466,500		CURRENT ASSETS	2	20,055,420
2,881,545	Students Deposits	14	3,410,406	25,451,235	Bank Account	3	7,315
203,425	Duties & Taxes	15	31,122	15,165	Cash In Hand	4	25,739,462
497,450	Payable to VES (GST)	16	607,183	23,616,267	Deposits	5	1,002,236
2,846,309	Provisions		934,855	1,192,332	Other Current Assets	6	74,694,772
6,045,813	Sundry Creditors		6,921,379	52,449,606	Outstanding Income	7	3,302,275
102,492,431	Other Current Liabilities			2,851,527	Prepaid Expenses		124,801,479
189,305,576	INCOME & EXPENDITURE			105,576,132	VIVEKANAND EDUCATION SOCIETY		
(41,682)	Opening Balance		189,263,895	306,925,403	Opening Balance		288,334,166
189,263,895	Add : Income Over Expenditure		(1,159,460)	99,354	Add : TDS transferred		123,162
				256,964,580	Add : Paid to VES		253,956,198
				563,989,337	Less : Received from VES		542,413,526
				275,655,171			223,580,438
				288,334,166			
464,091,776	TOTAL		502,857,775	464,091,776	TOTAL		502,857,775

AS PER REPORT OF EVEN DATE

Abhijit Deshpande

Abhijit Deshpande
Chartered Accountants

UDIN: 21040546AAAHD4308



for Vivekanand Education Society

Secretary

Secretary

for Vivekanand Education Society's
INSTITUTE OF TECHNOLOGY

Managing Trustee

Managing Trustee

Principal

Principal



14 OCT 2021

Vivekanand Education Society's INSTITUTE OF TECHNOLOGY
Hashu Advani Memorial Complex, Collector's Colony, R C Marg, Chembur, Mumbai - 400 074
INCOME & EXPENDITURE ACCOUNT FOR THE YEAR ENDED 31st MARCH 2021

Amount in Rs. 2019 - 20	EXPENDITURE	SH	Amount in Rs. 2020 - 21	Amount in Rs. 2019 - 20	INCOME	SH	Amount in Rs. 2020 - 21
15,512,311	To Administration Expenses	26	7,525,728	262,949,901	By Tuition fees from students	17	235,840,024
887,300	To Affiliation & Other Charges	27	753,000	27,666,244	By Development fees	18	25,482,512
140,800	To Audit Fees	28	280,800	11,612,947	By Exam & Other Fees from Students	19	11,364,749
868,012	To Expenses for Garden	29	6,247,645	3,571,835	By Misc. Receipts from Students	20	1,687,151
1,876,722	To Library Expenditure	29	1,822,146	7,881	By Innovation & Incubation Activity - Income	21	-
3,015,291	To Labs & Workshop Expenditure	30	1,696,914	516,559	By Seminar / Workshop & Conference - Income	22	188,314
6,222	To Misc. Expenses	30	3,001	544,947	By Research Project Grant	23	1,432,067
450,000	To PhD Honorarium	31	-	958,011	By Misc. Income	24	269,043
477,875	To Staff Refreshment	31	29,199	2,519,679	By Bank Interest	25	2,198,736
15,684,552	To Repairs & Maintenance	32	13,127,856				
10,469,520	To Rent for Building	33	11,583,000				
606,354	To Research & Development Activity Exps.	34	290,562				
544,947	To Research Grant Project Expenses	35	1,432,067				
237,373,789	To Salary TS / NT / LAB / CLASS IV	36	214,441,857				
709,325	To Seminar / Conference	37	243,040				
5,393	To Innovation & Incubation Activity Expenses	38	-				
1,798,911	To Students Welfare/ Sports	39	748,858				
6,264,592	To University Exam & Other Fees	40	6,856,050				
13,697,768	To Depreciation On Fixed Assets	1	12,540,332				
-	To INCOME OVER EXPENDITURE		-	41,682	By EXCESS OF EXPENDITURE OVER INCOME		1,159,460
310,389,684			279,622,056	310,389,684			279,622,056

AS PER REPORT OF EVEN DATE

Abhijit Deshpande

Abhijit Deshpande
Chartered Accountants

UDIN: 21040546A A A H D 4308



14 OCT 2021

for Vivekanand Education Society

Secretary

Secretary

for Vivekanand Education Society's
INSTITUTE OF TECHNOLOGY

Managing Trustee

Managing Trustee

Principal

Principal



Vivekanand Education Society's INSTITUTE OF TECHNOLOGY Hashu Advani Memorial Complex, Collector's Colony, R C Marg, Chembur, Mumbai - 74 SCHEDULE OF FIXED ASSETS FOR THE PERIOD ENDED 31.03.2021											Page : 1	
SR. No.	PARTICULAR OF ASSETS	Opening Balance AT COST as on 01.04.2020	Opening Balance WDV as on 01.04.2020	Additions upto 30.09.2020	Additions from 01.10.2020	RATE OF DEP.	Depreciation for Addition upto 30.09.2020	Depreciation for Addition from 01.10.2020	Total Depreciation upto 31.03.2021	Closing Balance WDV as on 31.03.2021	Closing Balance AT COST as on 31.03.2021	
		1	2	3	4	5	6	7	8	9	10	
GENERAL DEPARTMENT												
1	BE General Engineering Computer Equip	3,276,731	329,429			25%	82,357		82,357	247,072	3,276,731	
2	BE General Engineering Other Equip	61,384	50,394			15%	7,559		7,559	42,835	61,384	
3	BE Chemistry Lab Equipment	682,282	362,350		7,847	15%	54,352	589	54,941	315,256	690,129	
4	BE Drawing Board Equipment	291,098	95,279			15%	14,292		14,292	80,987	291,098	
5	BE Gas Installation	28,988				15%					28,988	
6	BE General / Physics Lab Equipments	1,222,497	301,441			25%	45,216		45,216	256,225	1,222,497	
7	BE Physics Lab Equip (Computer)	47,090	9,362			25%	2,341		2,341	7,021	47,090	
8	BE Teaching aid Equipments	130,380	79,738			15%	11,961		11,961	67,777	130,380	
9	BE Workshop Mach. Equip	1,236,970	197,465			15%	29,620		29,620	167,845	1,236,970	
10	BE Music Instruments	274,959	36,828			15%	5,524		5,524	31,304	274,959	
11	General Engg Software	312,234	16,085			25%	4,021		4,021	12,064	312,234	
12	Vedanta Computer	1,850				25%					1,850	
ELECTRONICS DEPARTMENT												
13	BE Electronics Lab Equipments	19,933,203	2,927,891		68,145	15%	439,184	5,111	444,295	2,551,741	20,001,348	
14	BE Elect. Computer Equipments	9,901,942	1,155,580			25%	288,895		288,895	866,685	9,901,942	
15	BE Electronics Lab Softwares	3,482,451	506,516			25%	126,629		126,629	379,887	3,482,451	
16	BE Electrical Lab Equipment	593,483				15%					593,483	
17	BE Robotic Lab Equipment	450,909	381,791		16,780	15%	57,269	1,258	58,527	340,043	467,688	
18	BE Robotic Lab Computer Equipment	693,033	497,216			25%	124,304		124,304	372,912	693,033	
COMMUNICATION DEPARTMENT												
19	BE Communication Lab Equip	16,220,748	3,463,323		275,200	15%	519,498	20,640	540,138	3,198,385	16,495,948	
20	BE Comm Computer Equipments	9,374,212	1,073,260			25%	268,315		268,315	804,945	9,374,212	
21	BE Comm Computer Software	2,809,149				25%	133,131		133,131	399,391	2,809,149	
22	BE Project Comm Equipments	1,533,272				15%					1,533,272	
23	BE Project Comm Computers	896,750				25%					896,750	
24	ME Telecom	5,384,299	41,403			15%	6,210		6,210	35,193	5,384,299	
INFORMATION TECHNOLOGY												
25	BE Info Tech Equipments	2,872,886	280,328			15%	42,049		42,049	238,279	2,872,886	
26	BE Info Tech Computer Equip	15,204,690	2,717,238			25%	679,309		679,309	2,037,929	15,204,690	
27	BE Info Tech Software	2,050,588	71,397			25%	17,849		17,849	53,548	2,050,588	
28	ME Info Tech Equipments	2,462,167				15%					2,462,167	
29	ME Info Tech Computer Equip	358,701				25%					358,701	
COMPUTER DEPARTMENT												
30	BE Computer Lab Equipment (Other)	797,603	511,956			15%	76,793		76,793	435,163	797,603	
31	BE Computer Lab Equipment (Comp)	34,945,970	2,495,120			25%	623,780		623,780	1,871,340	34,945,970	
32	BE Computer Software	1,743,694	186,741			25%	46,685		46,685	140,056	1,743,694	
33	BE Micro Processor Equip	1,552,138	53,180			15%	7,977		7,977	45,203	1,552,138	
34	BE E - Yantra Computer Equipment	32,000	1,822			25%	456		456	1,366	32,000	
35	BE E - Yantra Equipment (Other)	331,524	114,001			15%	17,100		17,100	96,901	331,524	
36	ModRob - AICTE	1				25%					1	
37	ME Computer	3,537,614				25%					3,537,614	
38	ME Software	100,000				25%					100,000	
39	MCA Computer	11,825,755	1,901,278			25%	475,319		475,319	1,425,959	11,825,755	
40	MCA Software	286,842	45,743			25%	11,436		11,436	34,307	286,842	
41	SERVER-Centralised Network	2,306,420	1,354,094		76,464	25%	338,523	9,558	348,081	1,082,477	2,382,884	
LIBRARY DEPARTMENT												
42	BE Library Books	13,368,541	990,365	7,818	1,000	25%	249,546	125	249,671	749,512	13,377,359	
43	BE Library Equipments	82,399	33,932			15%	5,090		5,090	28,842	82,399	
44	BE Library Computer	287,396	21,983		4,150	25%	5,496	519	6,015	20,118	291,546	
45	BE Library Software	300,000				25%					300,000	
46	ME Library Books	698,607	58,423		3,080	25%	14,606	385	14,991	46,512	701,687	
47	MCA Library Books	1,148,760	75,730		18,933	25%	18,933		18,933	56,797	1,148,760	
48	BE Library Books - Book Bank	28,244	10,426			25%	2,607		2,607	7,819	28,244	
49	MCA Library Books - Books Bank	10,006	3,693			25%	923		923	2,770	10,006	
Sub - Total		175,174,458	22,985,322	7,818	452,666		4,855,155	38,185	4,893,340	18,552,466	175,634,947	




SR. No.	PARTICULAR OF ASSETS	Opening Balance AT COST as on 01.04.2020	Opening Balance WDV as on 01.04.2020	Additions upto 30.09.2020	Additions from 01.10.2020	RATE OF DEP.	Depreciation for Addition upto 30.09.2020	Depreciation for Addition from 01.10.2020	Total Depreciation upto 31.03.2021	Closing Balance WDV as on 31.03.2021	Closing Balance AT COST as on 31.03.2021
		1	2	3	4	5	6	7	8	9	10
SEMINAR HALL											
50	SH - Air Condition	623,782	193,743			15%	29,061	-	29,061	164,682	623,782
51	SH - Audio Video Equipments	2,925,646	1,243,435		44,840	15%	186,515	3,363	189,878	1,098,397	2,970,486
52	SH - Computer Equipment	116,600	24,061			25%	6,015	-	6,015	18,046	116,600
53	SH - Electrical Fittings	596,701	271,338			15%	40,701	-	40,701	230,637	596,701
54	SH - Furniture Fixtures	1,163,402	408,043			15%	61,206	-	61,206	346,837	1,163,402
OFFICE DEPARTMENT											
55	BE Office Equipments	2,086,629	193,057			15%	28,959	-	28,959	164,098	2,086,629
56	BE Office Computers / Softwares	4,266,888	1,228,821		4,150	25%	307,205	519	307,724	925,247	4,271,038
57	ME Office Equipments	40,050	-			15%	-	-	-	-	40,050
58	MCA Office Equipments	69,131	3,191			15%	479	-	479	2,712	69,131
59	Placement Cell Computers	2,012,490	1,760,929			25%	440,232	-	440,232	1,320,697	2,012,490
MAINTENANCE DEPARTMENT											
60	BE Maintenance Lab Equip	1,935,675	889,822		129,670	15%	133,473	9,725	143,198	876,294	2,065,344
61	BE Maint. Computer Equip	571,215	1,281			25%	320	-	320	961	571,215
62	BE Water Cooler	605,254	147,844		14,500	15%	22,177	1,088	23,265	139,079	619,754
63	BE Water Pump	113,776	65,213			15%	9,782	-	9,782	55,431	113,776
64	BE Offset Copy Printer	1,332,517	1,70,863			15%	25,629	-	25,629	145,234	1,332,517
65	BE Grass Cutting Machine	165,810	65,250		55,272	15%	9,788	4,145	13,933	106,589	221,082
66	BE EPBAX Box (Telephone)	614,576	111,960			15%	16,794	-	16,794	95,166	614,576
67	ME / MCA EPBAX Box	15,345	360			15%	54	-	54	306	15,345
68	LIFT	645,289	52,714			15%	7,907	-	7,907	44,807	645,289
69	Sewage Treatment Plant (STP)	2,478,000	2,106,300			15%	315,945	-	315,945	1,790,355	2,478,000
FURNITURE & FIXTURE											
70	BE Electrical Fittings	693,466	80,129			15%	13,006	-	13,006	73,702	700,044
71	BE Furniture & Fixture	20,371,375	6,785,745		199,479	15%	1,017,862	14,961	1,032,823	5,952,401	20,570,854
72	ME Furniture & Fixtures	442,188	64,608			15%	9,691	-	9,691	54,917	442,188
73	ME Electric Fitting	39,623	-			15%	-	-	-	-	39,623
74	MCA Furniture & Fixtures	1,061,853	142,638			15%	21,396	-	21,396	121,242	1,061,853
75	Furniture & Fixtures	67,859,670	13,449,720			15%	2,017,458	-	2,017,458	11,432,262	67,859,670
76	Electrical Fittings	5,912,380	1,166,207			15%	174,931	-	174,931	991,276	5,912,380
77	New Premises Infrastructure	112,152	18,654			15%	2,798	-	2,798	15,856	112,152
78	Hardware Equipments	405,082	79,912			15%	11,987	-	11,987	67,925	405,082
AUDIO VIDEO DEPARTMENT											
79	BE Audio & Video Equipments	4,606,615	840,320		348,927	15%	126,048	26,170	152,218	1,037,029	4,955,542
80	BE Audio & Video Computer	206,775	-			25%	-	-	-	-	206,775
81	BE Overhead Project Equip	4,257,476	1,664,079			15%	249,612	-	249,612	1,414,467	4,257,476
82	ME Projector	81,075	-			15%	-	-	-	-	81,075
83	MCA Projector	201,575	22,936			15%	3,440	-	3,440	19,496	201,575
INSTRUMENTATION DEPARTMENT											
84	BE Instrumentation Lab Equip	21,401,369	3,937,855		45,432	15%	590,678	3,407	594,085	3,389,201	21,446,801
85	BE Instru Computer Equip	8,305,943	1,258,132		52,230	25%	314,533	6,529	321,062	989,300	8,358,173
86	BE Instru Computer Software	455,871	39,029			25%	9,757	-	9,757	29,272	455,871
87	BE DSP Lab Equipments	302,656	10,758			15%	1,614	-	1,614	9,144	302,656
88	BE DSP Computer Equipments	497,600	-			25%	-	-	-	-	497,600
89	BE Bio - Medical Lab Equip	526,029	25,685			15%	3,853	-	3,853	21,832	526,029
90	BE E M C Lab Equipments	187,896	-			15%	-	-	-	-	187,896
91	ME Instrumentation Equipments	1,644,007	-			15%	-	-	-	-	1,644,007
RESEARCH & DEVELOPMENT											
92	BE Project IT (Green House)	1,007,899	6,391			15%	959	-	959	5,432	1,007,899
93	BE Robotic Lab Equipments	205,022	-			15%	-	-	-	-	205,022
94	BE Media Research Equipments	1,290,502	-			15%	-	-	-	-	1,290,502
95	BE R & D Lab Equipments	5,276,552	2,422,114			15%	363,317	-	363,317	2,058,797	5,276,552
96	BE R & D Computer Equipment	1,695,675	485,064			25%	121,266	-	121,266	363,798	1,695,675
97	BE R & D Software	236,430	4,055			25%	1,014	-	1,014	3,041	236,430
98	BE Air Conditioner	13,482,934	5,694,432		220,500	15%	854,165	16,538	870,703	5,044,229	13,703,434
99	ME Air Conditioner	137,700	-			15%	-	-	-	-	137,700
100	MCA Air Conditioner	278,000	50,934			15%	7,640	-	7,640	43,294	278,000
101	Automated SNV Machine	17,676	8,534			15%	1,280	-	1,280	7,254	17,676
Total		360,754,299	70,181,478	14,397	1,567,665		12,415,702	124,630	12,540,332	59,223,207	362,336,360



Vivekanand Education Society's INSTITUTE OF TECHNOLOGY
Hashu Advani Memorial Complex, Collector's Colony, R C Marg, Chembur, Mumbai - 74
CURRENT ASSETS FOR THE YEAR ENDED 31st MARCH 2021

Amt in Rs. 31.03.2020	Particulars	SH	Amt in Rs. 31.03.2021	Amt in Rs. 31.03.2021
	Bank Accounts	2		
97,194	Canara Bank - 0229201006042 - ISRO Research Gr		9,931	
12,054,028	Canara Bank -132845		12,989,733	
1,185,336	ICIC BANK A/C - PG - 623901268201		227,154	
656,639	ICICI Bank A/C SB - 623901254594		3,808,329	
9,566,366	Janakalyan Sahakari Bank Ltd.		1,713,117	
998,003	SBI - 38902008084 - CA		997,354	
572,610	SBI - 38939875330 - BRNS Grant - CA		238,295	
9,929	State Bank of Patiala - Chembur (Gate Scho.)		10,927	
270,848	Union Bank (BE) - 316302010097154		19,321	
40,282	Union Bank (MCA) - 316302010097155		41,259	20,055,420
25,451,235				
	Cash-in-Hand	3		
14,564	Cash in Hand (Petty Cash)		7,315	
601	Cash (Counter)		-	7,315
15,165				
	Deposits (Asset)	4		
16,023,837	Fixed Deposits		17,769,576	
1,800,146	MCA Fixed Deposits		1,915,208	
1,979,769	ME Fixed Deposits		2,121,798	
1,993,928	Fixed Deposit (For ICICI -Credit Card)		2,105,287	
1,719,787	Electricity Deposits		1,728,792	
13,200	Gas Cylinder (Deposit)		13,200	
1,000	MCA Telephone Deposit		1,000	
9,000	Telephone Deposit		9,000	
3,000	Telephone Deposit VESIIT		3,000	
72,600	Water Deposits		72,600	25,739,462
23,616,267				
	Other Current Assets	5		
289,405	Advance Payment to Sundry Creditors		275,703	
2,243	Cap Assessment		-	
29,355	Cap Assessment - 2014		-	
57,267	Cap Assessment - 2015		-	
3,782	Cap Assessment (MCA) - 2015 - Second Half		-	
687	Cap Assessment ME- 2015 - Second Half		-	
13,937	E-Cell Activity Reimbursement Receivables		-	
10,000	MCA PG Share		10,000	
2,500	ME PG Share		2,500	
-	MODROB Research Grant Receivables		155,000	
-	SUDLICL - Sponership Receivables		36,300	
2,883	Cap Assessment (MCA)		-	
39,635	GSLI (CA)		43,835	
272,500	Loans & Advances to Staff		7,000	
12,400	MCA University Exam Forms (CA)		12,400	
3,540	ME University Exam Forms (CA)		3,540	
366,633	Research Grant Receivable - VES		366,633	
85,195	Salary Receivable From Staff		88,965	
370	University Forms (CA)		360	1,002,236
1,192,332				
50,274,999	Sub Total - c/f			46,804,433




Vivekanand Education Society's INSTITUTE OF TECHNOLOGY
CURRENT ASSETS FOR THE YEAR ENDED 31st MARCH 2021

Amt in Rs. 31.03.2020	Particulars	SH	Amt in Rs. 31.03.2021	Amt in Rs. 31.03.2021
50,274,999	Sub Total - b/d			46,804,433
	Outstanding Income	6		
444,859	Outstanding 2013-14		444,859	
691,357	Outstanding - 2014 - 15		687,586	
3,548,820	Outstanding - 2015 - 16		2,976,714	
2,537,392	Outstanding 2016-17		2,508,969	
10,888,047	Outstanding 2017-18		6,114,225	
4,236,844	Outstanding - 2018 - 19		2,092,589	
29,263,207	Outstanding - 2019 - 20		1,728,454	
-	Outstanding - 2020 - 21		57,146,577	
839,081	Other Outstanding		994,799	74,694,772
52,449,606				
	Prepaid Expenses	7		
2,625	Prepaid Expense - AMC for Exam Software		2,625	
8,496	Prepaid Expense - Office Software		9,558	
-	Prepaid Expense - Accidental Insurance for Staff		36,548	
300,000	Prepaid Expenses - Affiliation Fees		382,500	
2,950	Prepaid Expenses- AMC for Easypay / TDS Software		-	
10,875	Prepaid Expenses - AMC for EPABX		10,875	
20,685	Prepaid Expenses - AMC for Generator		20,685	
359,410	Prepaid Expenses - AMC for Lift		518,674	
1,082	Prepaid Expenses- AMC for Water Purifier		2,137	
242	Prepaid Expenses - AMC for Xerox Machine		4,671	
15,346	Prepaid Expenses - Fire Insurance		27,435	
552,000	Prepaid Expenses - Lab Software Expenses		276,000	
1,104,609	Prepaid Expenses - Library E - Subscription		1,402,668	
38,813	Prepaid Expenses - Library Subscription		31,044	
75,000	Prepaid Expenses - MCA Affiliation Fees		75,000	
300,000	Prepaid Expenses - PhD Affiliation Fees		225,000	
59,394	Prepaid Expenses - Web Development and Maintenance		49,731	
-	Prepaid Expenses - Yuvaraksha Insurance		227,123	3,302,275
2,851,527				
105,576,132	Grand Total			124,801,479




**Vivekanand Education Society's INSTITUTE OF TECHNOLOGY
ANNEXURE TO OUTSTANDING INCOME FOR THE YEAR ENDED 31st MARCH 2021**

Amt in Rs. 31.03.2020	Particulars	SH	Amt in Rs. 31.03.2021	Amt in Rs. 31.03.2021
15,475	Outstanding 2013-14			
429,384	MCA Outstanding Tuition Fees - 13 - 14		15,475	
444,859	Outstanding TF Receivable 13 - 14		429,384	444,859
166,465	Outstanding - 2014 - 15			
102,665	MCA Outstanding Tuition Fees 14-15		166,465	
422,227	ME Outstanding Fees - 14 - 15		102,665	
691,357	Outstanding TF Receivable 14 - 15		418,456	687,586
272,051	Outstanding - 2015 - 16			
152,254	MCA Outstanding Tuition Fees - 15 - 16		272,051	
50,000	MCA Scholarship Receivable - 2015 - 16		152,254	
296,566	ME Outstanding Fees - 2015 - 16		50,000	
2,777,949	Outstanding TF Receivable 15 - 16		296,566	
3,548,820	Scholarship Receivable - 2015 - 16		2,205,843	2,976,714
314,946	Outstanding 2016-17			
60,365	MCA Outstanding Tuition Fees - 16 - 17		314,946	
51,644	MCA Scholarship Receivable - 2016 - 17		60,365	
196,711	ME Outstanding Fees - 2016 - 17		51,644	
678,920	ME Scholarship Receivable - 2016 - 17		196,711	
1,234,806	Outstanding TF Receivable 16 - 17		651,400	
2,537,392	Scholarship Receivable - 2016 - 17		1,233,903	2,508,969
12,000	Outstanding 2017-18			
79,402	ARC RECEIVALBLE - 17-18		12,000	
24,102	MCA Outstanding Tuition Fees - 17 - 18		79,402	
373,950	MCA Scholarship (EBC) Reveivable - 2017 - 18		24,102	
358,364	MCA Scholarship Receivable - 2017 - 18		240,165	
377,343	ME Scholarship Receivable - 2017-18		358,364	
78,821	Outstanding TF Receivable 17 - 18		276,486	
9,584,065	Scholarship (EBC) - Receivable - 2017 - 18		77,621	
10,888,047	Scholarship Receivable - 2017-18		5,046,085	6,114,225
76,454	Outstanding - 2018 - 19			
61,201	MCA Outstanding Tuition Fees - 18 - 19		76,454	
623,766	MCA Scholarship (EBC) Reveivable - 2018 - 19		45,222	
154,908	MCA Scholarship Receivable - 2018 - 19		571,482	
265,456	ME Outstanding Fees Receivable - 2018 -19		113,673	
289,381	ME Scholarship Receivable - 2018 - 19		265,456	
634,055	Outstanding TF Receivable 18 - 19		289,381	
447,093	Scholarship (EBC) - Receivable - 2018 - 19		246,047	
1,684,530	Scholarship (PMSSS) - Receivable - 2018 - 19		7,593	
4,236,844	Scholarship Receivable - 2018 - 19		477,282	2,092,589
22,347,318	Sub Total - c/f			14,824,941



Vivekanand Education Society's INSTITUTE OF TECHNOLOGY
ANNEXURE TO OUTSTANDING INCOME FOR THE YEAR ENDED 31st MARCH 2021

Amt in Rs. 31.03.2020	Particulars	SH	Amt in Rs. 31.03.2021	Amt in Rs. 31.03.2021
22,347,318	Sub Total - b/d			14,824,941
	Outstanding - 2019 - 20			
8,066	MCA Outstanding Tuition Fees - 19 - 20		8,066	
1,096,944	MCA Scholarship (EBC) Reveivable - 2019-20		37,281	
653,678	MCA Scholarship Receivable - 2019 - 20		173,777	
38,637	ME Scholarship Receivable - 2019 - 20		-	
268,800	Outstanding TF Receivable 19 - 20		108,002	
15,232,949	Scholarship (EBC) - Receivable - 2019 - 20		220,208	
297,096	Scholarship (PMSSS) - Receivable - 2019 - 20		55,436	
11,667,037	Scholarship Receivable - 2019 - 20		1,125,684	1,728,454
29,263,207				
	Outstanding - 2020 - 21			
-	MCA Outstanding Tuition Fees - 20 - 21		439,621	
-	MCA Scholarship (EBC) Reveivable - 2020-21		3,954,212	
-	MCA Scholarship Receivable - 2020 - 21		923,682	
-	ME Scholarship Receivable - 2020 - 21		83,633	
-	Outstanding TF Receivable 20 - 21		3,732,789	
-	Scholarship (EBC) - Receivable - 2020 - 21		30,353,891	
-	Scholarship (PMSSS) - Receivable - 2020 - 21		392,827	
-	Scholarship Receivable - 2020 - 21		17,265,922	57,146,577
	Other Outstanding			
333,000	CAP III - Counselling Round Receivables		333,000	
60,000	MCA Outstanding Tuition Fees - 12 - 13		60,000	
45,080	ME Outstanding Fees		45,080	
37,786	Outstanding TF Receivable 09 - 10		37,786	
25,320	Outstanding TF Receivable 10 - 11		25,320	
126,408	Outstanding TF Receivable 11 - 12		126,408	
64,569	Outstanding TF Receivable 12 - 13		64,569	
146,918	PhD Outstanding Fees		302,636	994,799
839,081				
52,449,606	Grand Total			74,694,772



Vivekanand Education Society's INSTITUTE OF TECHNOLOGY
Hashu Advani Memorial Complex, Collector's Colony, R C Marg, Chembur, Mumbai - 74
CURRENT LIABILITIES FOR THE YEAR ENDED 31st MARCH 2021


Amt in Rs. 31.03.2020	Particulars	SH	Amt in Rs. 31.03.2021	Amt in Rs. 31.03.2021
	Advance Fees Received	8		
6,132,538	Advance Fees - Development Fees		9,510,727	
661,850	Advance Fees - MCA Development Fees		1,251,472	
6,344,150	Advance Fees - MCA Tuition Fees		11,124,248	
34,350	Advance Fees - ME Development Fees		40,905	
320,900	Advance Fees - ME Tuition Fees		365,220	
16,410	Advance Fees - Phd Development Fees		16,410	
171,082	Advance Fees - Phd Tuition Fees		171,082	
460,856	Advance Fees Received		166,835	
57,802,688	Advance Fees - Tuition Fees		85,251,569	107,898,468
71,944,824				
	O/S Liabilities	9		
-	ICICI Credit Card No - 4102020009902005		770,439	
388,717	Excess Fees Received Payable		649,765	
94,959	Hostel Refund (VES)		94,959	
33,191	MCA Excess Fees Received Payable		42,448	
38,668	ME Excess Fees Received Payable		38,668	
593,106	Retention Money A/c		587,860	
5,905,341	Students Aid Fund A/c		5,909,121	8,093,260
7,053,982				
	Scholarship Payable	10		
-	Grant Received for Library Book Bank		212,000	
192,839	MCA Scholarship (EBC) Payable - 2018 - 19		128,967	
143,672	MCA Scholarship (EBC) Payable - 2019 - 20		277,552	
21,000	MCA Scholarship (Non Govt)		21,000	
-	MCA Scholarship Payable - 2019 - 20		5,554	
4,375	M.E.Scholarship		4,375	
80,294	Scholarship (2012 - 13)		80,294	
454,915	Scholarship (2013 - 14)		454,915	
46,430	Scholarship (2014 - 15)		46,430	
88,434	Scholarship (EBC) - 2015 - 16		88,434	
78,410	Scholarship (EBC) - 2016 - 17		78,410	
648,584	Scholarship (EBC) - 2017 - 18		648,584	
753,699	Scholarship (EBC) Payable - 2018 - 19		726,394	
311,767	Scholarship (EBC) Payable - 2019 - 20		636,119	
235,909	Scholarship (Freeship)		235,909	
442,000	Scholarship (Non Govt)		519,500	
-	Scholarship Payable - 2016 - 17		1,033,741	
7,418	Scholarship Payable - 2019 - 20		414,223	5,612,400
3,509,745				
	Student Prize Fund	11		
36,000	Prize Fund (Annapoorni Ramaswamy)		36,000	
42,000	Prize Fund (Deep Bhattachariya)		42,000	
52,000	Prize Fund (Mayur Bhagade)		52,000	
31,500	Prize Fund (Serin Dedia)		31,500	
100,000	Prize Fund (Shri Sharad N Shroff)		100,000	261,500
261,500				
82,770,051	Sub Total - c/f			121,865,627



Amt in Rs. 31.03.2020	Particulars	SH	Amt in Rs. 31.03.2021	Amt in Rs. 31.03.2021
82,770,051	Sub Total - b/d			121,865,627
	Grant from Govt / University & Others	12		
-	AICTE Grant for STTP - Blockchain and its Application		403,333	
179,666	AICTE Grant for STTP - Green Internet of Things		-	
13,079	Grant for Unnat Bharat Abhiyan		63,079	
248,127	BRNS Research Grant		126,003	
97,194	ISRO - Mars Orbital Mission Grant		-	
24,994	NMMC Grant for Autonomous Rever Cleaning Robot (24,994	
-	Modrob Research Grant		109,412	
-	Sponsorship for Swechchha Project (VESIT- MCGM) -		420,000	
33,998	Innovation / Incubation Fund - VESIT		33,998	1,180,819
597,058	Student's Deposits	13		
838,500	Alumni Fees Payable		791,500	
307,000	Caution Money		307,000	
549,500	Caution Money - 2014		548,500	
622,500	Caution Money - 2015		600,500	
740,500	Caution Money - 2016		727,500	
735,000	Caution Money - 2017		735,000	
736,000	Caution Money - 2018		735,000	
643,000	Caution Money - 2019		642,000	
-	Caution Money - 2020		714,000	
3,780	Caution Money Refund Payable		-	
307,000	Laboratory Deposit		307,000	
153,500	Library Deposits		153,500	
163,000	MCA Alumni Fees Payable		222,000	
152,000	MCA Caution Money - 2014		152,000	
117,500	MCA Caution Money - 2015		117,500	
97,000	MCA Caution Money - 2016		96,000	
117,000	MCA Caution Money - 2017		117,000	
120,000	MCA Caution Money - 2018		120,000	
120,000	MCA Caution Money - 2019		120,000	
-	MCA Caution Money - 2020		125,000	
23,000	ME Alumni Fees Payable		27,500	
37,000	ME Caution Money - 2015		37,000	
12,000	ME Caution Money - 2016		12,000	
28,000	ME Caution Money - 2017		28,000	
9,000	ME Caution Money - 2018		9,000	
9,000	ME Caution Money - 2019		9,000	
-	ME Caution Money - 2020		3,000	
10,000	PhD Caution Money		10,000	7,466,500
6,650,780	Duties & Taxes	14		
50,533	GSLI (CL)		50,533	
47,400	Profession Tax		43,825	
645,130	Provident Fund (CL)		628,725	
14,414	Provident Fund Payable		14,414	
-	Salary Payable to TS / LS / NTS / IV Staff		292,976	
25,750	Staff Welfare Club (10781769131)		104,550	
20,243	T.D.S. (CL)		20,243	
18,462	T.D.S. Non Salary (CL) - 2019 - 20		2,255	
-	T.D.S. Non Salary (CL) - 2020 - 21		16,786	
2,057,017	TDS on Salary		2,236,099	
2,596	Yuvaraksha Insurance		-	3,410,406
2,881,545				
92,899,434	Sub Total - c/f			133,923,352



Amt in Rs. 31.03.2020	Particulars	SH	Amt in Rs. 31.03.2021	Amt in Rs. 31.03.2021
92,899,434	Sub Total - b/d			133,923,352
	Provisions	15		-
-	Provision for Audit Fees		140,000	
487,450	Provision for Electricity Charges		271,690	
10,000	Provision for Telephone		10,000	
-	Provision for Water Charges		185,493	607,183
497,450				
2,846,309	Sundry Creditors Sundry Creditors			934,855
	Other Current Liabilities	16		
25,000	MCA CAP III - Counselling Round Receivables		25,000	
-	Cap Assessment - MU		148,078	
7,410	Cap Assessment (ME)		-	
-	AICTE Grant for STTP - GIOT Expenses Payable		1,510	
6,500	AISHE - MHRD		6,500	
85,400	ARC Collection (Online Application Confirmation)		85,400	
19,013	Cap Assessment - 2015 - Second Half		-	
24,764	Cap Assessment - 2016 - First Half		-	
42,394	Cap Assessment (MCA) - 2014		-	
84,296	Cap Assessment (MCA) - 2015		-	
10,635	Cap Assessment (MCA) - 2016 - First Half		-	
50,695	Cap Assessment (ME) - 2014		-	
5,088	Cap Assessment (ME) - 2015		-	
4,500	FC - 2017 - Payable		4,500	
29,138	Fellowship Stipend Payable		29,138	
15,080	Garden Expenses Payable		-	
16,400	Github Event Expenses Payable		-	
8,000	Industrial Visit for Students (L)		8,000	
19,500	MCA ARC Collection		19,500	
14,849	Mca Salary Payable to Teaching Staff		14,849	
288,294	Mca University Exam Fees Payable		291,750	
2,168	Minor Research Grant		2,168	
8,134	ModRob Course (AICTE)		8,134	
1,845,000	PhD Salary to Visiting Staff Payable		1,845,000	
732,041	Praxis		732,041	
119,942	BRNS Research Grant Expenses Payable - VESIT		77,182	
618	Salary Payable to Class IV Staff		618	
11,019	Salary Payable to Non Teaching Staff		11,019	
58,167	Salary Payable to Teaching Staff		51,684	
615,000	Student Aid Fund Scholarship Payable		-	
-	Swachhha Project Expenses Payable		133,987	
1,177,114	University Exam Fees Payable		2,701,944	
63,101	Unknown Bank Credits		63,101	
644,053	University Share on College Exam Fees Payable		647,776	
12,500	Workshop of INST (AIA)		12,500	6,921,379
6,045,813				
102,289,006	Grand Total			142,386,768



Vivekanand Education Society's INSTITUTE OF TECHNOLOGY
Hashu Advani Memorial Complex, Collector's Colony, R C Marg, Chembur, Mumbai - 74
INCOME (REVENUE) FOR THE YEAR ENDED 31st MARCH 2021


Amt in Rs. 31.03.2020	Particulars	SH	Amt in Rs. 31.03.2021	Amt in Rs. 31.03.2021
25,087,621	Tuition Fees From Students	17		
1,526,803	MCA Tuition Fee		23,529,259	
701,705	M.E.Tuition Fees		991,652	
235,633,772	Phd Tuition Fees		684,344	
262,949,901	Tuition Fees		210,634,769	235,840,024
	Development Fees	18		
24,848,397	Development Fees		22,779,006	
2,591,355	MCA Development Fees		2,528,377	
159,447	M.E. Development Fees		109,473	
67,045	PhD Development Fees		65,656	25,482,512
27,666,244				
	Exam & Other Fees from Students	19		
3,250	Annual Day / Cultural (Income)		3,750	
150	College Exam Forms (Income)		-	
26,501	College Exam Late Fees		6,699	
944,876	College Share 25% on University Exam / Other Fees		976,092	
176,750	Convocation Fees (I)		176,500	
25,740	Disaster Management Fund (I)		25,800	
25,740	E - Charges (I)		25,800	
128,700	E - Suvidha (I)		129,000	
61,200	Eligibility Fee (I)		60,600	
134,200	Enrollment Fees (I)		142,800	
1,135,264	Gymkhana & Sports Fees - (I)		1,139,880	
703,111	III Sem Exam Fees		692,453	
676,504	II Sem University Exam Fees - (I)		663,854	
828,368	I Sem University Exam Fees - (I)		632,670	
703,722	IV Sem Exam Fees		724,790	
13,000	Internet Charges (Income)		15,000	
41,600	Laboratory Fees (Income)		48,000	
18,200	Library Fees (Income)		21,000	
25,740	NSS Ekale Yojana (I)		25,800	
6,390	NSS Registration (I)		7,050	
100	PhD Disaster Management Fund (I)		100	
100	PhD E- Charges (I)		100	
500	PhD E - Suvidha (I)		500	
4,360	PhD Gymkhana & Sports Fees (I)		4,360	
100	PhD NSS Ekale Yojana (I)		100	
10	Phd NSS Registration (I)		-	
20,010	PhD Other University Fees - I		24,145	
4,452	PhD University Share - I		-	
200	PhD Vice Chancellor Fund (I)		200	
1,230	PhD Yuvaraksha Insurance - (I)		1,230	
1,950	Training & Placement Fees (I)		2,250	
1,200	University Exam Late Fees (I)		-	
51,480	Vice Chancellor Fund (I)		51,600	
744,065	VIII Sem University Exam Fees (I)		773,320	
716,811	VII Sem University Exam Fees (I)		744,745	
763,492	VI Sem Exam Fees		711,564	
290,616,145	Sub Total - c/f			261,322,536



Amt in Rs. 31.03.2020	Particulars	SH	Amt in Rs. 31.03.2021	Amt in Rs. 31.03.2021
290,616,145	Sub Total - b/d			261,322,536
	Exam & Other Fees from Students	19		
744,881	V Sem Exam Fees		680,339	
318,078	Yuvaraksha Insurance - (I)		316,155	
27,000	MCA Convocation Fees (I)		29,500	
3,430	MCA Disaster Management Fund (I)		3,600	
3,430	MCA E - Charges (I)		3,600	
17,150	MCA E - Suvidha (I)		18,000	
4,700	MCA Eligibility Fees (I)		7,300	
4,400	MCA Enrollment (I)		6,800	
149,548	MCA Gymkhna & Sports Fees - (I)		156,960	
213,978	MCA III Sem University Exam Fees (I)		183,662	
209,721	MCA II Sem University Exam Fees (I)		204,723	
247,634	MCA I Sem University Exam Fees (I)		196,976	
184,574	MCA IV Sem University Exam Fees (I)		195,872	
167,007	MCA VI Sem University Exam Fees (I)		190,334	
168,259	MCA V Sem University Exam Fees (I)		196,298	
3,430	MCA NSS Ekale Yojana (I)		3,600	
1,200	MCA NSS Registration (I)		1,250	
99,000	MCA PG Registration (I)		103,125	
882,500	MCA PG Share (I)		902,500	
1,000	MCA University Exam Late Fees (I)		500	
6,860	MCA Vice Chancellor Fund (I)		7,200	
42,189	MCA Yuvaraksha Insurance - (I)		43,405	
2,000	ME Convocation Fees - (I)		2,250	
170	ME Disaster Management Fund (I)		120	
170	ME E - Charges (I)		120	
800	ME Eligibility Fees (I)		-	
800	ME Enrollment Fees (I)		-	
850	ME E - Suvidha (I)		600	
7,412	ME Gymkhna & Sports Fees (I)		5,232	
11,744	ME III Sem University Exam Fees - (I)		13,851	
14,341	ME II Sem University Exam Fees - (I)		4,839	
18,197	ME I Sem University Exam Fees - (I)		5,449	
12,312	ME IV Sem University Exam Fees - (I)		14,517	
170	ME NSS Ekale Yojana (I)		120	
90	ME NSS Registration (I)		30	
7,425	ME PG Registration (I)		2,475	
45,000	ME PG Share (I)		30,000	
340	ME Vice Chancellor Fund (I)		240	
2,091	ME Yuvaraksha Insurance (I)		1,455	
11,612,947				11,364,749
	Misc. Receipts From Students	20		
327,961	Admission Cancellation Charges		191,000	
8,000	Admission Charges (Income)		-	
90,180	College Photocopy & Revaluation		-	
24,880	Document Verification for Eligibility - Receipts		17,950	
27,424	Education Verification Fees		15,104	
6,000	Fine A/C		300	
302,229,092	Sub Total - c/f			272,687,285




Amt in Rs. 31.03.2020	Particulars	SH	Amt in Rs. 31.03.2021	Amt in Rs. 31.03.2021
302,229,092	Sub Total - b/d			272,687,285
	Misc. Receipts From Students	20		
295,933	Library Fine		47,443	
5,280	Migration Certificate Fees (I)		3,960	
2,544	PhD Sale of Admission Forms		-	
-	Postage / Stationery Charges for Convocation		2,626	
144,400	Receipts for Convocation		-	
1,770	Receipts From Sanitary Vending Machine		-	
46,695	Registration Charges - BE - Admission		-	
1,603,000	Sale of Forms & Prospectus		775,200	
724,360	Transcripts		499,413	
12,820	University Photocopy & Revaluation (I)		-	
8,000	MCA Admission Cancellation		4,000	
2,000	MCA Admission Charges (Income)		-	
-	MCA Document Verification for Eligibility - Receipt		14,700	
4,950	MCA Educational Verification Fees		850	
200	MCA Fine A/C		-	
1,100	MCA Migration Certificate Fees (I)		500	
-	MCA Postage / Stationery Charges for Convocation		85	
6,000	MCA Receipts for Convocation		-	
5,593	MCA (Registration Charges- Admission)		-	
192,600	MCA (Sale of Admission Forms)		92,000	
16,293	MCA Transcript		16,420	
380	ME Document Verification for Eligibility - Receipts		1,000	
2,200	ME Educational Verification Fees		-	
1,760	ME Migration Certificate Fees (I)		1,540	
-	ME Photocopy & Revaluation (I)		260	
170	M.E.(Registration Fees- Admission)		-	
5,600	M.E.(Sale of Forms)		1,800	
3,742	M.E.Transcripts		1,000	1,687,151
3,571,835				
	Innovation & Incubation Activity - Income	21		
7,881	E - Cell Activity - Income			-
	Seminar / Workshop & Conference - Income	22		
26,442	Google Cloud Workshop for Students		-	
25,000	Workshop of INST - AIA - Students		-	
63,577	Spons for Github Events (WeTech/Syrus) - Students		-	
354,080	Sponsorship for VesAIthon - Students		-	
-	AICTE Grant for STTP - GIOT - I - Faculty		163,298	
47,460	STTP - Web App Development & Blockchain - Faculty		-	
-	Res Directions in Security & Comp Intele - NLFDP - I		25,016	188,314
516,559				
	Research Project Grant - Income	23		
324,861	BRNS Research Project Grant (I)		469,707	
1,806	ISRO - Mars Orbital Mission - Grant (I)		2,360	
-	AICTE Modrob Grant - Advance Wireless Lab		775,000	
	Sponsorship for Swechchha Project (VESIT- MCGM) - I		185,000	
218,280	Minor Research Grant - Income		-	1,432,067
544,947				
306,870,314	Sub Total - c/f			275,994,817



Vivekanand Education Society's INSTITUTE OF TECHNOLOGY
INCOME (REVENUE) FOR THE YEAR ENDED 31st MARCH 2021

Amt in Rs. 31.03.2020	Particulars	SH	Amt in Rs. 31.03.2021	Amt in Rs. 31.03.2021
306,870,314	Sub Total - b/d			275,994,817
	Misc. Income	24		
1,424	Employment Verification		500	
19,176	Institute Share on - BRNS Project (I)		27,225	
45,848	Interest on Electricity Deposit		21,213	
380	Misc. Income		1,339	
305	Printout Charges (Admission - Income)		-	
233,492	Question Paper Charges From MU		106,425	
400,000	Receipt From Design & Delivery of Training (LT)			
125,476	Recovery of Notice Pay		109,374	
11,525	Resource Utilisation Charges - PMMMNMTT - IIT		-	
83,463	Sale of Scrap		2,966	
36,921	Unnat Bharat Abhiyan - Grant		-	269,043
958,011				
	Bank Interest	25		
977,261	Bank Interest		622,052	
1,542,418	Bank Interest on Fixed Deposit		1,576,684	2,198,736
2,519,679				
310,348,003	Grand Total			278,462,595



Vivekanand Education Society's INSTITUTE OF TECHNOLOGY
Hashu Advani Memorial Complex, Collector's Colony, R C Marg, Chembur, Mumbai - 74

EXPENDITURE FOR THE YEAR ENDED 31st MARCH 2021

Amt in Rs. 31.03.2020	Particulars	SH	Amt in Rs. 31.03.2021	Amt in Rs. 31.03.2021
	Administration Expenses	26		
43,451	Accidental Insurance for Staff		3,322	
39,036	Accreditation Expenses		-	
87,930	Admission Expenses		147,243	
192,933	Advertisement Expenses		69,345	
65,966	Bank Charges		32,901	
89,794	Conveyance A/c		23,866	
729,791	College Exam Remuneration		-	
60,000	Counseling Charges paid to VESLARC		60,000	
19,050	Document Verification for Eligibility Expenses		-	
6,786,995	Electricity Charges		2,205,101	
669,762	Exam Stationery A/c		114,284	
81,226	Fire Insurance		152,521	
9,417	First Aid A/c		38,758	
98,941	I-Card /library -Card (Expenses)		5,188	
92,650	Legal Charges		5,040	
294,438	Office Stationery		64,370	
12,868	Other Administration Expenses		222,067	
25,303	PhD Advertisement Expenses		-	
43,595	PhD Conveyance		9,000	
10,005	PhD Other University Fees - E		39,827	
41,064	Placement Expenses		-	
35,567	Postage / Revenue Stamp		6,152	
108,264	Printing & Stationery Expenses		16,968	
208,000	Professional Charges		11,800	
670,214	Property Tax		823,052	
2,660,721	Security Charges		2,279,391	
34,003	Staff Welfare A/C		34,965	
19,041	Stationery for Placement Expenses		-	
133,327	Telephone Charges		120,505	
154,723	Transportation Charges		161,424	
52,267	Travelling Accommodation & Food Expenses		-	
189,490	Water Charges		49,295	
361,051	Website Development and Maintenance Expenses		315,113	
67,295	MCA Advertisement		21,546	
4,908	MCA Conveyance		2,195	
470	MCA Document Verification for Eligibility Expenses		6,680	
931,853	MCA Electricity Charges		309,850	
5,310	MCA I-Card for M.E.MCA Expenses		-	
8,867	MCA Office Stationery		-	
18,306	MCA Telephone Charges		16,933	
200	M.E.Admn.Expenses		-	
26,918	M.E.Advertisement		35,608	
39,600	M.E.College Exam Remuneration		17,800	
2,277	M.E. Conveyance		1,086	
380	ME Document Verification for Eligibility Expenses		4,500	
279,556	M.E.Electricity Charges		92,955	
5,492	M.E.Telephone Charges		5,080	
15,512,311				7,525,728
15,512,311	Sub Total - c/f			7,525,728



Amt in Rs. 31.03.2020	Particulars	SH	Amt in Rs. 31.03.2021	Amt in Rs. 31.03.2021
15,512,311	Sub Total - b/d			7,525,728
	Affiliation & Other Charges	27		
59,000	Accreditation Fees		-	
552,500	Affiliation Charges		472,500	
72,300	BE ARA Processing Fees		81,500	
9,000	E-Suvidha Service Charges - MU		9,000	
79,500	Ph. D. Affiliation Charges		75,000	
75,000	MCA Affiliation Charges		75,000	
20,000	MCA ARA Processing Fees		20,000	
20,000	ME ARA Processing Fees		20,000	753,000
887,300				
	Audit Fees			
140,800	Audit Fees			280,800
	Garden & Playground Expenses	28		
78,638	Common Amenities & Utility Charges		5,464,368	
289,374	Garden Expenses		283,277	
500,000	Playground Expenses		500,000	6,247,645
868,012				
	Library Expenditure	29		
32,952	Library (Printing & Stationery)		3,363	
6,361	Library Stationery Expenses		6,514	
1,698,821	Library Subscription (E - Subscription)		1,745,973	
82,160	Library Subscription Expenses		48,199	
56,429	News Paper & Periodicals		18,098	1,822,146
1,876,722				
	Labs & Workshop Expenditure	30		
2,360	Audio Video Lab Expenditure		-	
45,138	Chemistry Lab Expenditure		238	
286,687	Communication Lab Expenditure		3,318	
71,861	Computer Lab Expenditure		124,669	
280,540	Electronic Lab Expenditure		21,865	
43,131	General & Physics Lab Expenditure		1,003	
256,244	Information Tech. (Expenditure)		28,949	
183,169	Instrumentation Lab Expenditure		17,630	
1,099,823	Internet Charges		1,018,999	
276,000	Lab Software Expenses		276,000	
2,508	Maintenance Lab Expenditure		29,207	
7,112	Office & Other Software Expenses		11,682	
-	Office Printer / Scanner & Other Expenses		9,214	
102,033	Robotic Lab Expenditure		-	
20,508	Server Room Expenditure		-	
121,330	Workshop Expenditure		13,391	
145,032	MCA Internet Charges		137,393	
71,816	MCA Lab Expenditure		3,353	1,696,914
3,015,291				
	Misc. Expenditure			
6,222	Misc. Expenditure			3,001
450,000	PhD Honorarium			-
22,756,658	Sub Total - c/f			18,329,234



Amt in Rs. 31.03.2020	Particulars	SH	Amt in Rs. 31.03.2021	Amt in Rs. 31.03.2021
22,756,658	Sub Total - b/d			18,329,234
	Staff Refreshment A/c	31		
129,148	Exam Refreshment		-	
212,501	Other Refreshment		22,263	
133,935	Refreshment for Placement		6,526	
1,460	MCA Exam Refreshment		-	
224	MCA Refreshment		280	
-	ME Refreshment		130	
607	ME Exam Refreshment		-	29,199
477,875				
	Repairs & Maintenance	32		
281,534	Air Condition (Rep.& Maint.)		36,757	
487,341	A.M.C.for Air Condition		747,020	
60,536	AMC for CCTV		-	
13,060	AMC for Easy Pay / TDS Software		17,635	
48,675	AMC for Electrical System (Building)		58,410	
14,688	A.M.C. for E.P.A.B.x.		14,500	
10,500	AMC For Exam Software		15,500	
24,780	AMC for Fire Hydrant System		-	
40,386	AMC for Generator		41,371	
2,500	AMC for Khushi - Fees Software		-	
564,588	A.M.C. for Lift		602,969	
66,818	A.M.C. For Offset Printing Machine		44,545	
2,500	AMC for Store Module Software		-	
6,490	A.M.C. for Water Purifier		1,082	
6,838	A.M.C. for Xerox Machine		1,176	
4,474,817	Building Repairs & Mtce.		3,753,056	
3,410,745	Cleaning & Maintenance Expenses		2,491,526	
1,347,231	Electrical Repairs & Maintenance		1,423,464	
1,819,856	Furniture Repair & Maintenance		2,023,788	
71,899	Offset Copyprint Printing & Stationery		-	
700,003	Other Repairs / Maintenance		127,967	
92,040	Overhead Projector - Repair & Maintenance		13,865	
276,926	Painting Expenses		273,641	
25,424	Pest Control for Building		23,554	
-	Printer / Scanner & Other Repairs & Maintenance		6,338	
18,732	Seminar Hall Expenses		8,050	
248,415	STP Repair & Maintenance Expenses		-	
16,648	Water Cooler Rep.& Maint.		8,732	
12,213	Xerox Machine Repairs A/C		4,272	
614,391	MCA Building Repair & Maintenance		527,362	
184,974	MCA Electrical Repairs & Maint		200,018	
249,866	MCA Furniture & Fixtures Repairs		284,373	
38,022	MCA Painting Expenses		38,451	
96,110	MCA Repairs & Maint.		17,981	
184,317	ME Building Repair & Maintenance		158,208	
55,492	ME Electrical Repair & Maintenance		60,006	
74,960	ME Furniture Repair & Maintenance		85,312	
11,407	ME Painting Expenses		11,535	
28,833	M.E.Repairs & Maint.		5,394	13,127,856
15,684,552				
38,919,085	Sub Total - c/f			31,486,289



Amt in Rs. 31.03.2020	Particulars	SH	Amt in Rs. 31.03.2021	Amt in Rs. 31.03.2021
38,919,085	Sub Total - b/d			31,486,289
	Rent for Building	33		
8,910,180	Rent for Building		9,652,500	
1,113,840	MCA Rent for Building		1,485,000	
445,500	ME Rent for Building		445,500	11,583,000
10,469,520				
	Research & Development Expenses	34		
30,935	Project Expenses (Computers)		-	
24,763	Project Expenses (Electronics)		-	
21,706	Project Expenses (E & T)		-	
12,582	Project Expenses (Info_tech)		-	
1,972	Project Expenses (Instru.)		-	
102,880	Project Expenses (R & D)		61,009	
411,517	R & D Lab Expenditure - Lab 120		229,553	290,562
606,354				
	Research Grant Project Expenses	35		
324,861	Research Grant Project Expenses - BRNS		469,707	
1,806	ISRO - Mars Orbital Mission Expenses		2,360	
-	MODROB Research Grant Expenses		775,000	
-	Swachhha Project (VESIT- MCGM) - Expenses		185,000	
218,280	Minor Research Grant - Expenses		-	1,432,067
544,947				
	Salary TS/NTS/IV/OTHER	36		
13,367,686	Gratuity A/C		2,332,750	
469,165	Leave Encashment		-	
219,647	PF Administration Charges(A/c 2 & 22)		205,917	
5,158,770	PF -Institute 's Contribution(A/c 1 & 10)		4,844,130	
214,965	PF Insurance Link Deposits(A/c 21)		201,859	
6,893,114	Salary to Class IV		6,507,444	
11,976,094	Salary to Lab Staff		11,884,463	
15,570,435	Salary to Non-Teaching Staff		15,729,286	
151,766,089	Salary to Teaching Staff		143,188,288	
180,744	MCA Salary to Class IV		180,712	
880,878	MCA Salary to Lab Staff		902,420	
578,027	MCA Salary to Non-Teaching Staff		594,360	
23,371,858	MCA Salary to Teaching Staff		21,077,275	
180,744	ME Salary to IV Class		180,712	
483,195	ME Salary to Lab Staff		491,177	
578,026	ME Salary to Non-Teaching Staff		594,360	
5,463,352	ME Salary to Teaching Staff		5,526,704	
21,000	ME Visiting Staff Charges		-	214,441,857
237,373,789				
287,913,695	Sub Total - c/f			259,233,776



Amt in Rs. 31.03.2020	Particulars	SH	Amt in Rs. 31.03.2021	Amt in Rs. 31.03.2021
287,913,695	Sub Total - b/d			259,233,776
-	Seminar / Workshop & Conference Expenses	37		
31,649	AICTE Grant for STTP - Green Internet of Things - E		163,298	
26,038	STTP / Workshop - Web App & Blockchain - Faculty		28,000	
12,500	Google Cloud Workshop for Students Expenses		-	
3,217	Remuneration STTP for Students - AIA		-	
10,750	Student Solar Ambassadors Workshop Expenses		-	
87,000	Seminar / Conference		-	
1,600	Seminar Symposium A/C		51,742	
1,500	STTP of MCA Department Expenses		-	
59,710	STTP / Workshop of EXTC Department Expenses		-	
475,361	Github Events (WeTech / Syrus) Expenses		-	
709,325	VesAithon Expenses		-	243,040
4,893	Innovation & Incubation Activity Expenses	38		
500	E - Cell Activity Expenses		-	
5,393	Expenses for Innovation Events - MU		-	-
91,242	Student Welfare/Social & Sports Activity	39		
1,500	Annual Day / Magazine Exp.		-	
150,419	Consolidated Entry Fees - MU - Sports		-	
1,180	Convocation Expenses		-	
4,050	Ph.D. Yuvaraksha Insurance - (E)		540	
42,837	Railway Concession Book		250	
13,677	Smart India Hackathon - Expenses		-	
388,439	Sphurtti Activity Expenses		-	
104,136	Sports & Cultural Activity Expenses		25,165	
615,000	Sports & Other Activity Expenses		-	
36,921	Students Welfare - Educational Help		600,000	
306,918	Unnat Bharat Abhiyan Expenses		-	
40,469	Yuvaraksha Insurance - (E)		108,620	
2,124	MCA Yuvaraksha Insurance - (E)		13,775	
1,798,911	ME Yuvaraksha Insurance - (E)		508	748,858
644,053	University Exam / Other Fees	40		
176,750	25% University Share on College Exam Fees (E)		691,384	
61,500	Convocation Fees (E)		176,500	
144,200	Eligibility Fees (E)		63,300	
656,155	Enrollment Fees (E)		142,800	
711,831	II Sem University Exam Fees - (E)		647,558	
7,280	I Sem University Exam Fees - (E)		734,663	
100	Migration Certificate Fees (E)		4,620	
1,080	University Exam Late Fees (E)		-	
750,609	University Photocopy & Revaluation (E)		-	
714,290	VIII Sem University Exam Fees - (E)		745,351	
3,870	VII Sem University Exam Fees - (E)		753,349	
6,450	Cultural Activities Fees - MU - E		15,660	
6,450	Disaster Management Fund (E)		26,100	
32,250	E - Charges (E)		26,100	
38,700	E - Suvidha (E)		130,500	
	Gymkhana Fees / Annual Sports Contribution - MU - E		156,600	
290,427,324	Sub Total - c/f			260,225,674



Amt in Rs. 31.03.2020	Particulars	SH	Amt in Rs. 31.03.2021	Amt in Rs. 31.03.2021
290,427,324	Sub Total - b/d			260,225,674
	University Exam / Other Fees	40		
6,450	NSS Ekale Yojana (E)		26,100	
6,450	NSS Registration (E)		26,100	
15,480	Sports & Cultural Fees - MU - Ashwamedh - E		62,640	
12,900	Vice Chancellor Fund (E)		52,200	
27,000	MCA Convocation Fees (E)		29,500	
1,428	MCA Cultural Activities Fees - MU - E		2,154	
2,380	MCA Disaster Management Fund (E)		3,590	
2,380	MCA E - Charges (E)		3,590	
4,500	MCA Eligibility Fees (E)		15,000	
4,200	MCA Enrollment Fees (E)		-	
11,900	MCA E - Suvidha (E)		17,950	
7,320	MCA Gymkhana & Sports Fees - (E)		21,540	
6,960	MCA Gymkhana Fees / Annual Sports Cont - MU - E		-	
177,983	MCA III Sem University Exam Fees - (E)		205,157	
209,252	MCA II Sem University Exam Fees - (E)		197,257	
223,345	MCA I Sem University Exam Fees - (E)		222,132	
184,094	MCA IV Sem University Exam Fees - (E)		183,984	
420	MCA Migration Certificate Fees (E)		-	
2,380	MCA NSS Ekale Yojana (E)		3,590	
99,000	MCA PG Registration (E)		103,125	
852,500	MCA PG Share (E)		895,000	
5,712	MCA Sports & Cultural Fees - MU - Ashwamedh - E		8,616	
1,000	MCA University Exam Late Fees (E)		500	
4,760	MCA Vice Chancellor Fund (E)		7,180	
167,292	MCA VI Sem University Exam Fees - (E)		181,602	
161,473	MCA V Sem University Exam Fees - (E)		196,297	
2,250	ME Convocation Fees - (E)		2,250	
54	ME Cultural Activities Fees - MU - E		72	
90	ME Disaster Management Fund (E)		120	
90	ME E - Charges (E)		120	
450	ME E - Suvidha (E)		600	
800	ME Eligibility Fees (E)		-	
800	ME Enrollment Fees (E)		-	
540	ME Gymkhana & Sports Fees - (E)		720	
11,744	ME III Sem University Exam Fees - (E)		13,941	
14,321	ME II Sem University Exam Fees - (E)		4,617	
14,695	ME I Sem University Exam Fees - (E)		6,647	
13,780	ME IV Sem University Exam Fees - (E)		13,851	
440	ME Migration Certificate Fees (E)		440	
90	ME NSS Ekale Yojana (E)		120	
7,425	ME PG Registration (E)		2,475	
42,500	ME PG Share (E)		30,000	
-	ME Photocopy & Revaluation (E)		260	
216	ME Sports & Cultural Fees - MU - Ashwamedh - E		288	
180	ME Vice Chancellor Fund (E)		240	
6,264,592				6,856,050
13,697,768	Depreciation on Fixed Assests			12,540,332
310,389,684	Grand Total			279,622,056



Vivekanand Education Society's INSTITUTE OF TECHNOLOGY

Hashu Advani Memorial Complex, Collector's Colony, R C Marg, Chembur, Mumbai - 400 074

BALANCE SHEET FOR THE YEAR ENDED 31st MARCH 2020


Amount (Rs.) 2018 - 2019	LIABILITIES	SH	Amount (Rs.) 2019 - 2020	ASSETS	SH	Amount (Rs.) 2019 - 2020
172,335,451	RESERVE FOR BUILDING		172,335,451	FIXED ASSETS	1	67,006,504
-	Opening Balance		-	Fixed Assets (WDV)		16,872,742
	Add : Tr. during the year			Add : Add during the year		-
				Add : Dep Added Back		83,879,246
76,257,915	CURRENT LIABILITIES		71,944,824	Gross Block		-
5,449,120	Advanced Fees Received	8	7,053,982	Less : Assets Written Off		13,697,768
2,200,432	Outstanding Liabilities	9	3,509,745	Less : Depreciation		
261,500	Scholarship Payable	10	261,500	Net Block		70,181,478
-	Student Prize Fund	11	597,058			
7,310,780	Grant from Govt / Uni & Others	12	6,650,780	CURRENT ASSETS	2	25,451,235
4,138,797	Students Deposits	13	3,084,970	Bank Account	3	15,165
755,350	Duties & Taxes	14	497,450	Cash In Hand	4	23,616,267
1,260,053	Provisions	15	2,846,309	Deposits	5	1,192,332
6,503,444	Sundry Creditors	16	6,045,813	Other Current Assets	6	52,449,606
	Other Current Liabilities			Outstanding Income	7	2,851,527
				Prepaid Expenses		
158,692,961	INCOME & EXPENDITURE		189,305,576			
30,612,616	Opening Balance		(41,682)	VIVEKANAND EDUCATION SOCIETY		
	Add : Income Over Expenditure			Opening Balance		306,925,403
				Add : TDS transferred		99,354
				Add : Paid to VES		256,964,580
				Less : Received from VES		563,989,337
						275,655,171
465,778,418	TOTAL		464,091,776			288,334,166
				TOTAL		464,091,776

AS PER REPORT OF EVEN DATE

Abhijit Deshpande

Abhijit Deshpande
Chartered Accountants

VIN: 20040546AAAEIIS37
DATE: 14/10/2020



Govind
for Vivekanand Education Society's
INSTITUTE OF TECHNOLOGY



Principal

Vivekanand Education Society's INSTITUTE OF TECHNOLOGY

Hashu Advani Memorial Complex, Collector's Colony, R C Marg, Chembur, Mumbai - 400 074

INCOME & EXPENDITURE ACCOUNT FOR THE YEAR ENDED 31st MARCH 2020

Amount in Rs. 2018 - 19	EXPENDITURE	SH	Amount in Rs. 2019 - 20	Amount in Rs. 2018 - 19	INCOME	SH	Amount in Rs. 2019 - 20
16,578,233	To Administration Expenses	30	14,120,880	277,653,092	By Tuition fees from students	17	262,949,901
1,090,240	To Affiliation & Other Charges	31	772,300	28,681,800	By Development fees	18	27,666,244
-	To Audit Fees		140,800	9,540,487	By Internal College Exam Fee	19	8,132,622
1,105,008	To Expenses for Garden	32	868,012	4,495,628	By Misc. Receipts from Students	20	3,745,161
1,969,959	To Library Expenditure	33	1,876,722	3,382,483	By Other fees from students	21	3,306,999
2,799,061	To Labs & Workshop Expenditure	34	2,798,444	168,813	By Misc Income	22	83,843
1,056,466	To MCA Administrative Expenditure	35	1,037,008	-	By Innovation & Incubation Activity - Income	23	7,881
102,200	To MCA Affiliation Charges	36	95,000	66,000	By Receipts for STTP / Workshop - Student	24	469,099
159,363	To MCA Lab Expenditure	37	216,848	-	By Receipts for STTP / Workshop - Faculty	25	47,460
1,113,840	To MCA Rent Paid to Trust for Building		1,113,840	500,249	By Research Project Grant	26	544,947
954,216	To MCA Repairs & Maint. A/c	38	1,183,363	-	By Sharing of Expertises - Consultancy Charges - I	27	400,000
22,902,052	To MCA Salary to TS / NT / LAB / CLASS IV	39	25,011,507	772,322	By Other Receipts	28	428,319
446,985	To ME Administrative Expenditure	40	354,423	2,599,225	By Bank Interest & Other Receipts	29	2,565,527
20,540	To ME Affiliation Charges		20,000				
445,500	To ME Rent Paid to Trust for Building		445,500				
285,681	To ME Repair & Maintenance	41	355,009				
6,010,826	To M.E. Salary to TS / NT / LAB / CLASS IV	42	6,726,317				
4,469	To Misc. Expenses		6,222				
495,000	To PhD Remuneration		450,000				
465,700	To Refreshment	43	477,875				
8,786,460	To Rent Paid to Trust for Building		8,910,180				
11,451,631	To Repairs & Maintenance	44	14,146,180				
426,843	To Research & Development Activity Exps.	45	606,354				
500,249	To Research Grant Project Expenses	46	544,947				
69,090	To Seminar / Conference	47	709,325				
-	To Innovation & Incubation Activity Expenses	48	5,393				
194,664,413	To Salary TS / NT / LAB / CLASS IV	49	205,635,965				
2,362,171	To Students Welfare/ Sports	50	1,954,631				
8,161,711	To University Exam & Other Fees	51	6,108,872				
12,819,578	To Depreciation On Fixed Assets		13,697,768				
30,612,616	To INCOME OVER EXPENDITURE		-		By EXPENDITURE OVER INCOME		41,682
327,860,100			310,389,684	327,860,100			310,389,684

AS PER REPORT OF EVEN DATE

Abhijit Deshpande

Abhijit Deshpande
Chartered Accountants

V PIN: 20040546AAA-EIIS37
Date: 14/10/2020




for Vivekanand Education Society's
INSTITUTE OF TECHNOLOGY

M. Deshpande

Principal




Vivekanand Education Society's INSTITUTE OF TECHNOLOGY Hashu Advani Memorial Complex, Collector's Colony, R. C. Marg, Chennai, Mumbai - 74 SCHEDULE OF FIXED ASSETS FOR THE PERIOD ENDED 31.03.2020											Page : 1
SR. No.	PARTICULAR OF ASSETS	Opening Balance AT COST as on 01.04.2019	Opening Balance WDV as on 01.04.2019	Additions upto 30.09.2019	Additions from 01.10.2019	RATE OF DEP.	Depreciation for Addition upto 30.09.2019	Depreciation for Addition from 01.10.2019	Total Depreciation upto 31.03.2020	Closing Balance WDV as on upto 31.03.2020	Closing Balance AT COST as on upto 31.03.2020
		1	2	3	4	5	6	7	8	9	10
GENERAL DEPARTMENT											
1	BE General Engineering Computer Equip	3,272,881	434,747		3,850	25%	108,687	481	109,168	329,429	3,276,731
2	BE General Engineering Other Equip	12,150	5,709		49,234	15%	856	3,693	4,549	50,394	61,364
3	BE Chemistry Lab Equipment	350,413	89,127	271,837	60,033	15%	54,145	4,502	58,647	362,350	682,282
4	BE Drawing Board Equipment	291,098	112,093			15%	16,814	-	16,814	95,279	291,098
5	BE Gas Installation	28,988	-			15%	-	-	-	28,988	28,988
6	BE General / Physics Lab Equipments	1,160,645	287,328		61,851	15%	43,099	4,639	47,738	301,441	1,222,497
7	BE Physics Lab Equip (Computer)	47,090	12,483	93,810		25%	3,121	-	3,121	9,362	47,090
8	BE Teaching aid Equipments	36,570	-			15%	14,072	-	14,072	79,738	130,360
9	BE Workshop Mach. Equip	1,186,106	174,784		52,864	15%	26,218	3,965	30,183	197,465	1,238,970
10	BE Music Instruments	269,460	37,342		5,499	15%	5,601	412	6,013	36,828	274,959
11	General Engg Software	312,234	21,447			25%	5,362	-	5,362	16,085	312,234
12	Vedanta Computer	1,850	-			25%	-	-	-	-	1,850
ELECTRONICS DEPARTMENT											
13	BE Electronics Lab Equipments	19,794,663	3,261,217	123,906	54,634	15%	507,768	4,098	511,866	2,927,891	19,933,203
14	BE Elect. Computer Equipments	9,298,195	836,401		603,747	25%	209,100	75,468	284,568	1,155,580	9,901,942
15	BE Electronics Lab Softwares	3,482,451	675,395			25%	168,839	-	168,839	506,516	3,482,451
16	BE Electrical Lab Equipment	593,483				15%	-	-	-	-	593,483
17	BE Robotic Lab Equipment	294,407	235,326		196,502	15%	35,299	14,738	50,037	381,791	490,909
18	BE Robotic Lab Computer Equipment	499,140	436,747		193,893	25%	109,187	24,237	133,424	497,216	693,033
COMMUNICATION DEPARTMENT											
19	BE Communication Lab Equip	15,704,459	3,528,469	179,242	337,048	15%	556,157	25,279	581,436	3,463,323	16,220,748
20	BE Comm Computer Equipments	9,392,762	1,405,988		21,490	25%	351,497	2,681	354,178	1,073,260	9,374,212
21	BE Comm Computer Software	2,396,149	297,030	413,000		25%	177,508	-	177,508	532,522	2,809,149
22	BE Project Comm Equipments	1,533,272	-			15%	-	-	-	-	1,533,272
23	BE Project Comm Computers	896,750	-			25%	-	-	-	-	896,750
24	ME Telecom	5,384,299	48,710			15%	7,307	-	7,307	41,403	5,384,299
INFORMATION TECHNOLOGY											
25	BE Info Tech Equipments	2,864,414	320,578		8,472	15%	48,087	635	48,722	280,328	2,872,886
26	BE Info Tech Computer Equip	14,378,694	2,699,322		825,996	25%	664,830	103,250	768,080	2,717,238	15,204,690
27	BE Info Tech Software	2,010,608	48,593		39,980	25%	12,138	4,998	17,136	71,397	2,090,988
28	ME Info Tech Equipments	2,462,167	-			15%	-	-	-	-	2,462,167
29	ME Info Tech Computer Equip	398,701	-			25%	-	-	-	-	398,701
COMPUTER DEPARTMENT											
30	BE Computer Lab Equipment (Other)	575,256	379,829	220,931	1,416	15%	90,114	106	90,220	511,956	797,603
31	BE Computer Lab Equipment (Comp)	34,035,352	2,265,988	7,900	902,518	25%	568,472	112,815	681,287	2,495,120	34,945,970
32	BE Computer Software	1,743,694	248,988			25%	62,247	-	62,247	186,741	1,743,694
33	BE Micro Processor Equip	1,592,138	62,565			15%	9,385	-	9,385	53,180	1,592,138
34	BE E - Yantira Computer Equipment	32,000	2,430			25%	608	-	608	1,822	32,000
35	BE E - Yantira Equipment (Other)	331,524	134,119			15%	20,118	-	20,118	114,001	331,524
36	ModRob - AICTE	1	-			25%	-	-	-	-	1
37	ME Computer	3,537,614	-			25%	-	-	-	-	3,537,614
38	ME Software	100,000	-			25%	-	-	-	-	100,000
39	MCA Computer	11,139,098	1,733,890		686,697	25%	433,472	85,837	519,309	1,901,278	11,825,755
40	MCA Software	286,842	60,991			25%	15,248	-	15,248	45,743	286,842
41	SERVER-Centralised Network	2,267,528	1,766,567	38,892		25%	451,365	-	451,365	1,354,094	2,306,420
LIBRARY DEPARTMENT											
42	BE Library Books	12,970,579	870,498	85,796	312,166	25%	239,074	39,021	278,095	990,365	13,368,541
43	BE Library Equipments	82,399	39,920			15%	5,988	-	5,988	33,932	82,399
44	BE Library Computer	287,396	29,311			25%	7,328	-	7,328	21,983	287,396
45	BE Library Software	300,000	-			25%	-	-	-	-	300,000
46	ME Library Books	694,152	72,700		4,455	25%	18,175	957	18,732	58,423	698,607
47	MCA Library Books	1,139,969	90,251		9,191	25%	22,563	1,149	23,712	75,730	1,148,760
48	BE Library Books - Book Bank	28,244	13,901			25%	3,475	-	3,475	10,426	28,244
49	MCA Library Books - Books Bank	10,006	4,924			25%	1,231	-	1,231	3,693	10,006
Sub - Total											175,174,458
Sub - Total											22,985,322






SR. No.	PARTICULAR OF ASSETS	Opening Balance		Additions upto 30.09.2019	Additions from 01.10.2019	RATE OF DEP.	Depreciation for Addition upto 30.09.2019		Depreciation for Addition from 01.10.2019	Total Depreciation upto 31.03.2020	Closing Balance WDV as on upto 31.03.2020	Closing Balance AT COST as on upto 31.03.2020
		AT COST as on 01.04.2019	WDV as on 01.04.2019				6	7				
SEMINAR HALL												
1		169,307,648	22,705,628	1,435,314	4,431,496	0%	5,074,555	512,561	5,587,116	5,587,116	22,985,322	175,174,458
90	SH - Air Condition	623,782	227,933			15%	34,190			34,190	193,743	623,782
91	SH - Audio Video Equipments	2,925,646	1,462,865			15%	219,430			219,430	1,243,435	2,925,646
92	SH - Computer Equipment	116,600	32,081			25%	8,020			8,020	24,061	116,600
93	SH - Electrical Fixtures	472,818	195,338	123,883		15%	47,883			47,883	271,338	596,701
94	SH - Furniture Fixtures	1,163,402	480,051			15%	72,008			72,008	408,043	1,163,402
OFFICE DEPARTMENT												
95	BE Office Equipments	2,071,997	211,202		14,632	15%	31,680		1,097	32,777	193,057	2,086,529
96	BE Office Computers / Softwares	3,435,987	679,070	60,158	770,743	25%	184,807		96,343	281,150	1,226,821	4,266,888
97	ME Office Equipments	40,050	3,794			15%	563			563	3,191	40,050
98	MCA Office Equipments	69,131				15%						69,131
99	Placement Cell Computers				2,012,490	25%			251,561	251,561	1,760,929	2,012,490
MAINTENANCE DEPARTMENT												
60	BE Maintenance Lab Equip	1,705,610	811,202	166,793	63,272	15%	146,699		4,745	151,444	889,822	1,935,675
61	BE Maint. Computer Equip	571,215	1,708			25%	427			427	1,281	571,215
62	BE Water Cooler	605,254	173,934			15%	26,090			26,090	147,844	605,254
63	BE Water Pump	92,276	53,325		21,500	15%	7,999		1,613	9,612	65,213	113,776
64	BE Offset Copy Printer	1,332,917	201,015			15%	30,152			30,152	170,863	1,332,917
65	BE Gross Cutting Machine	165,810	76,765			15%	11,515			11,515	65,250	165,810
66	BE EPBAX Box (Telephone)	614,576	131,718			15%	19,758			19,758	111,960	614,576
67	ME / MCA EPBAX Box	15,345	423			15%	63			63	360	15,345
68	LIFT	645,289	62,017			15%	9,303			9,303	52,714	645,289
69	Sewage Treatment Plant (STP)			2,478,000		15%	371,700			371,700	2,106,300	2,478,000
FURNITURE & FIXTURE												
70	BE Electrical Fittings	693,466	94,270			15%	14,141			14,141	80,129	693,466
71	BE Furniture & Fixture	19,945,729	7,821,215	13,452	412,193	15%	1,130,200		30,915	1,161,115	6,785,745	20,371,375
72	ME Furniture & Fixtures	442,188	76,010			15%	11,402			11,402	64,608	442,188
73	ME Electric Fitting	39,623				15%						39,623
74	MCA Furniture & Fixtures	1,023,597	127,105	10,500	27,756	15%	20,641		2,082	22,723	142,638	1,061,863
75	Furniture & Fixtures	67,859,670	15,823,200			15%	2,373,480			2,373,480	13,449,720	67,859,670
76	Electrical Fittings	5,912,380	1,372,008			15%	205,801			205,801	1,166,207	5,912,380
77	New Premises Infrastructure	112,152	21,946			15%	3,292			3,292	18,654	112,152
78	Hardware Equipments	405,082	94,014			15%	14,102			14,102	79,912	405,082
AUDIO VIDEO DEPARTMENT												
79	BE Audio & Video Equipments	4,196,375	542,174		410,240	15%	81,326		30,768	112,094	840,320	4,606,615
80	BE Audio & Video Computer	206,775				25%						206,775
81	BE Overhead Project Equip	4,257,476	1,957,740			15%	293,661			293,661	1,664,079	4,257,476
82	ME Projector	81,075				15%						81,075
83	MCA Projector	201,575	26,983			15%	4,047			4,047	22,936	201,575
INSTRUMENTATION DEPARTMENT												
84	BE Instrumentation Lab Equip	21,163,593	4,375,763	19,824	217,952	15%	659,338		16,346	675,684	3,937,855	21,401,369
85	BE Instru Computer Equip	7,930,659	1,244,402	28,335	346,948	25%	318,184		43,369	361,553	1,258,132	8,305,943
86	BE Instru Computer Software	455,871	52,039			25%	13,010			13,010	39,029	495,871
87	BE DSP Lab Equipments	302,656	12,636			15%	1,898			1,898	10,798	302,656
88	BE DSP Computer Equipments	497,600				25%	4,533			4,533	497,600	497,600
89	BE Bio - Medical Lab Equip	526,029	30,218			15%					29,685	526,029
90	BE M.C Lab Equipments	187,896				15%					187,896	187,896
91	ME Instrumentation Equipments	1,644,007				15%						1,644,007
RESEARCH & DEVELOPMENT												
92	BE Project IT (Green House)	1,007,899	7,519			15%	1,128			1,128	6,391	1,007,899
93	BE Robotic Lab Equipments	205,022				15%						205,022
94	BE Media Research Equipments	1,290,502				15%						1,290,502
95	BE R & D Lab Equipments	5,276,552	2,849,546		236,260	15%	427,432			427,432	2,423,114	5,276,552
96	BE R & D Computer Equipment	1,459,415	371,115			25%	92,779		29,932	122,311	485,064	1,699,675
97	BE R & D Software	236,430	5,407			25%	1,352			1,352	4,055	236,430
98	BE Air Conditioner	9,911,914	2,821,185	90,000	3,481,000	15%	436,678		261,075	697,753	5,694,432	13,482,934
99	ME Air Conditioner	137,700				15%						137,700
100	MCA Air Conditioner	278,000	99,922			15%	8,988			8,988	90,934	278,000
101	Automated SNV Machine	17,676	10,040			15%	1,506			1,506	8,534	17,676
Total		343,881,557	67,006,504	4,426,260	12,446,482		12,415,761		1,282,007	13,697,768	70,181,478	360,754,299




Vivekanand Education Society's INSTITUTE OF TECHNOLOGY
 Hashu Advani Memorial Complex, Collector's Colony, R C Marg, Chembur, Mumbai - 74
CURRENT ASSETS FOR THE YEAR ENDED 31st MARCH 2020

Particulars	SH	Amount in Rs.	Amount in Rs.
Bank Accounts	2		
Canara Bank - 0229201006042 - ISRO Research Grant		97,194	
Canara Bank -132845		12,054,028	
ICIC BANK A/C - PG - 623901268201		1,185,336	
ICICI Bank A/C SB - 623901254594		656,639	
Janakalyan Sahakari Bank Ltd.		9,566,366	
SBI - 38902008084 - CA		998,003	
SBI - 38939875330 - BRNS Grant - CA		572,610	
State Bank of Patiala - Chembur (Gate Scho.)		9,929	
Union Bank (BE) - 316302010097154		270,848	
Union Bank (MCA) - 316302010097155		40,282	25,451,235
Cash-in-Hand	3		
Cash in Hand		14,564	
Cash (Degree)		101	
Cash (MCA)		500	15,165
Deposits (Asset)	4		
Fixed Deposits		16,023,837	
MCA Fixed Deposits		1,800,146	
ME Fixed Deposits		1,979,769	
Fixed Deposit (For ICICI -Credit Card)		1,993,928	
Electricity Deposits		1,719,787	
Gas Cylinder (Deposit)		13,200	
MCA Telephone Deposit		1,000	
Telephone Deposit		9,000	
Telephone Deposit VESIIT		3,000	
Water Deposits		72,600	23,616,267
Other Current Assets	5		
Advance Payment to Sundry Creditors		289,405	
Cap Assessment		2,243	
Cap Assessment - 2014		29,355	
Cap Assessment - 2015		57,267	
Cap Assessment (MCA) - 2015 - Second Half		3,782	
Cap Assessment ME- 2015 - Second Half		687	
E-Cell Activity Reimbursement Receivables		13,937	
MCA PG Share		10,000	
ME PG Share		2,500	
Cap Assessment (MCA)		2,883	
GSLI (CA)		39,635	
Loans & Advances to Staff		272,500	
MCA University Exam Forms (CA)		12,400	
ME University Exam Forms (CA)		3,540	
Research Grant Receivable - VES		366,633	
Salary Receivable From Staff		85,195	
University Forms (CA)		370	1,192,332
Sub Total - c/f			50,274,999



Particulars		Amount in Rs.	Amount in Rs.
Sub Total - b/d			50,274,999
Outstanding Income	6		
Outstanding 2013-14			
MCA Outstanding Tuition Fees - 13 - 14		15,475	
Outstanding TF Receivable 13 - 14		429,384	
Outstanding - 2014 - 15			
MCA Outstanding Tuition Fees 14-15		166,465	
ME Outstanding Fees - 14 - 15		102,665	
Outstanding TF Receivable 14 - 15		422,227	
Outstanding - 2015 - 16			
MCA Outstanding Tuition Fees - 15 - 16		272,051	
MCA Scholarship Receivable - 2015 - 16		152,254	
ME Outstanding Fees - 2015 - 16		50,000	
Outstanding TF Receivable 15 - 16		296,566	
Scholarship Receivable - 2015 - 16		2,777,949	
Outstanding 2016-17			
MCA Outstanding Tuition Fees - 16 - 17		314,946	
MCA Scholarship Receivable - 2016 - 17		60,365	
ME Outstanding Fees - 2016 - 17		51,644	
ME Scholarship Receivable - 2016 - 17		196,711	
Outstanding TF Receivable 16 - 17		678,920	
Scholarship Receivable - 2016 - 17		1,234,806	
Outstanding 2017-18			
ARC RECEIVALBLE - 17-18		12,000	
MCA Outstanding Tuition Fees - 17 - 18		79,402	
MCA Scholarship (EBC) Reveivable - 2017 - 18		24,102	
MCA Scholarship Receivable - 2017 - 18		373,950	
ME Scholarship Receivable - 2017-18		358,364	
Outstanding TF Receivable 17 - 18		377,343	
Scholarship (EBC) - Receivable - 2017 - 18		78,821	
Scholarship Receivable - 2017-18		9,584,065	
Outstanding - 2018 - 19			
MCA Outstanding Tuition Fees - 18 - 19		76,454	
MCA Scholarship (EBC) Reveivable - 2018 - 19		61,201	
MCA Scholarship Receivable - 2018 - 19		623,766	
ME Outstanding Fees Receivable - 2018 -19		154,908	
ME Scholarship Receivable - 2018 - 19		265,456	
Outstanding TF Receivable 18 - 19		289,381	
Scholarship (EBC) - Receivable - 2018 - 19		634,055	
Scholarship (PMSSS) - Receivable - 2018 - 19		447,093	
Scholarship Receivable - 2018 - 19		1,684,530	
Sub Total - c/f			50,274,999



Particulars	SH	Amount in Rs.	Amount in Rs.
Sub Total - b/d			50,274,999
Outstanding - 2019 - 20			
MCA Outstanding Tuition Fees - 19 - 20		8,066	
MCA Scholarship (EBC) Receivable - 2019-20		1,096,944	
MCA Scholarship Receivable - 2019 - 20		653,678	
ME Scholarship Receivable - 2019 - 20		38,637	
Outstanding TF Receivable 19 - 20		268,800	
Scholarship (EBC) - Receivable - 2019 - 20		15,232,949	
Scholarship (PMSSS) - Receivable - 2019 - 20		297,096	
Scholarship Receivable - 2019 - 20		11,667,037	
Other Outstanding			
CAP III - Counselling Round Receivables		333,000	
MCA Outstanding Tuition Fees - 12 - 13		60,000	
ME Outstanding Fees		45,080	
Outstanding TF Receivable 09 - 10		37,786	
Outstanding TF Receivable 10 - 11		25,320	
Outstanding TF Receivable 11 - 12		126,408	
Outstanding TF Receivable 12 - 13		64,569	
PhD Outstanding Fees		146,918	52,449,606
Prepaid Expenses	7		
Prepaid Expense - AMC for Exam Software		2,625	
Prepaid Expense - Office Software		8,496	
Prepaid Expenses - Affiliation Fees		300,000	
Prepaid Expenses- AMC for Easypay / TDS Software		2,950	
Prepaid Expenses - AMC for EPABX		10,875	
Prepaid Expenses - AMC for Generator		20,685	
Prepaid Expenses - AMC for Lift		359,410	
Prepaid Expenses- AMC for Water Purifier		1,082	
Prepaid Expenses - AMC for Xerox Machine		242	
Prepaid Expenses - Fire Insurance		15,346	
Prepaid Expenses - Lab Software Expenses		552,000	
Prepaid Expenses - Library E - Subscription		1,104,609	
Prepaid Expenses - Library Subscription		38,813	
Prepaid Expenses - MCA Affiliation Fees		75,000	
Prepaid Expenses - PhD Affiliation Fees		300,000	
Prepaid Expenses - Web Development and Maintenance		59,394	2,851,527
Grand Total			105,576,132



Vivekanand Education Society's INSTITUTE OF TECHNOLOGY
Hashu Advani Memorial Complex, Collector's Colony, R C Marg, Chembur, Mumbai - 74
CURRENT LIABILITIES FOR THE YEAR ENDED 31st MARCH 2020

Particulars	SH	Amount in Rs.	Amount in Rs.
Advance Fees Received	8		
Advance Fees - Development Fees		6,132,538	
Advance Fees - MCA Development Fees		661,850	
Advance Fees - MCA Tuition Fees		6,344,150	
Advance Fees - ME Development Fees		34,350	
Advance Fees - ME Tuition Fees		320,900	
Advance Fees - Phd Development Fees		16,410	
Advance Fees - Phd Tuition Fees		171,082	
Advance Fees Received		460,856	
Advance Fees - Tuition Fees		57,802,688	71,944,824
O/S Liabilities	9		
Excess Fees Received Payable		388,717	
Hostel Refund (VES)		94,959	
MCA Excess Fees Received Payable		33,191	
ME Excess Fees Received Payable		38,668	
Retention Money A/c		593,106	
Students Aid Fund A/c		5,905,341	7,053,982
Scholarship Payable	10		
MCA Scholarship (EBC) Payable - 2018 - 19		192,839	
MCA Scholarship (EBC) Payable - 2019 - 20		143,672	
MCA Scholarship (Non Govt)		21,000	
M.E.Scholarship		4,375	
Scholarship (2012 - 13)		80,294	
Scholarship (2013 - 14)		454,915	
Scholarship (2014 - 15)		46,430	
Scholarship (EBC) - 2015 - 16		88,434	
Scholarship (EBC) - 2016 - 17		78,410	
Scholarship (EBC) - 2017 - 18		648,584	
Scholarship (EBC) Payable - 2018 - 19		753,699	
Scholarship (EBC) Payable - 2019 - 20		311,767	
Scholarship (Freeship)		235,909	
Scholarship (Non Govt)		442,000	
Scholarship Payable - 2019 - 20		7,418	3,509,745
Student Prize Fund	11		
Prize Fund (Annapoorni Ramaswamy)		36,000	
Prize Fund (Deep Bhattachariya)		42,000	
Prize Fund (Mayur Bhagade)		52,000	
Prize Fund (Serin Dedia)		31,500	
Prize Fund (Shri Sharad N Shroff)		100,000	261,500
Grant from Govt / University & Others	12		
AICTE Grant for STTP - Green Internet of Things		179,666	
Grant for Unnat Bharat Abhiyan		13,079	
BRNS Research Grant		248,127	
ISRO - Mars Orbital Mission Grant		97,194	
NMMC Grant for Autonomous Rever Cleaning Robot (L)		24,994	
Innovation / Incubation Fund - VESIT		33,998	597,058
Sub Total - c/f			83,367,109



Particulars	SH	Amount in Rs.	Amount in Rs.
Sub Total - b/d			83,367,109
Student's Deposits	13		
Alumni Fees Payable		838,500	
Caution Money		307,000	
Caution Money - 2014		549,500	
Caution Money - 2015		622,500	
Caution Money - 2016		740,500	
Caution Money - 2017		735,000	
Caution Money - 2018		736,000	
Caution Money - 2019		643,000	
Caution Money Refund Payable (Stale)		3,780	
Laboratory Deposit		307,000	
Library Deposits		153,500	
MCA Alumni Fees Payable		163,000	
MCA Caution Money - 2014		152,000	
MCA Caution Money - 2015		117,500	
MCA Caution Money - 2016		97,000	
MCA Caution Money - 2017		117,000	
MCA Caution Money - 2018		120,000	
MCA Caution Money - 2019		120,000	
ME Alumni Fees Payable		23,000	
ME Caution Money - 2015		37,000	
ME Caution Money - 2016		12,000	
ME Caution Money - 2017		28,000	
ME Caution Money - 2018		9,000	
ME Caution Money - 2019		9,000	
PhD Caution Money		10,000	
			6,650,780
Duties & Taxes	14		
GSLI (CL)		50,533	
Payable to VES (GST)		203,425	
Profession Tax		47,400	
Provident Fund (CL)		645,130	
Provident Fund Payable		14,414	
Staff Welfare Club (10781769131)		25,750	
T.D.S. (CL)		20,243	
T.D.S. Non Salary (CL) - 2019 - 20		18,462	
TDS on Salary		2,057,017	
Yuvaraksha Insurance		2,596	
			3,084,970
Sub Total - c/f			93,102,859



Handwritten signature




Particulars	SH	Amount in Rs.	Amount in Rs.
Sub Total - b/d			93,102,859
Provisions	15		-
Provision for Electricity Charges		487,450	
Provision for Telephone		10,000	497,450
Sundry Creditors			2,846,309.230
Other Current Liabilities	16		
MCA CAP III - Counselling Round Receivables		25,000	
Cap Assessment (ME)		7,410	
AISHE - MHRD		6,500	
ARC Collection (Online Application Confirmation)		85,400	
Cap Assessment - 2015 - Second Half		19,013	
Cap Assessment - 2016 - First Half		24,764	
Cap Assessment (MCA) - 2014		42,394	
Cap Assessment (MCA) - 2015		84,296	
Cap Assessment (MCA) - 2016 - First Half		10,635	
Cap Assessment (ME) - 2014		50,695	
Cap Assessment (ME) - 2015		5,088	
FC - 2017 - Payable		4,500	
Fellowship Stipend Payable		29,138	
Garden Expenses Payable		15,080	
Github Event Expenses Payable		16,400	
Industrial Visit for Students (L)		8,000	
MCA ARC Collection		19,500	
Mca Salary Payable to Teaching Staff		14,849	
Mca University Exam Fees Payable		288,294	
Minor Research Grant		2,168	
ModRob Course (AICTE)		8,134	
PhD Salary to Visiting Staff Payable		1,845,000	
Praxis - 2019		732,041	
BRNS Research Grant Expenses Payable - VESIT		119,942	
Salary Payable to Class IV Staff		618	
Salary Payable to Non Teaching Staff		11,019	
Salary Payable to Teaching Staff		58,167	
Student Aid Fund Scholarship Payable		615,000	
University Exam Fees Payable		1,177,114	
Unknown Bank Credits		63,101	
University Share on College Exam Fees Payable		644,053	
Workshop of INST (AIA)		12,500	6,045,813
Grand Total			102,492,431



Vivekanand Education Society's INSTITUTE OF TECHNOLOGY
Hashu Advani Memorial Complex, Collector's Colony, R C Marg, Chembur, Mumbai - 74
INCOME (REVENUE) FOR THE YEAR ENDED 31st MARCH 2020

Particulars	SH	Amount in Rs.	Amount in Rs.
Tuition Fees From Students	17		
MCA Tuition Fee		25,087,621	
M.E.Tuition Fees		1,526,803	
Phd Tuition Fees		701,705	
Tuition Fees		235,633,772	262,949,901
Development Fees	18		
Development Fees		24,848,397	
MCA Development Fees		2,591,355	
M.E. Development Fees		159,447	
PhD Development Fees		67,045	27,666,244
Internal College Exam Fees	19		
College Exam Forms (Income)		150	
College Exam Late Fees		26,501	
College Share 25% on University Exam / Other Fees		944,876	
Education Verification Fees		27,424	
III Sem Exam Fees		703,111	
II Sem University Exam Fees - (I)		676,504	
I Sem University Exam Fees - (I)		828,368	
IV Sem Exam Fees		703,722	
MCA Educational Verification Fees		4,950	
MCA III Sem University Exam Fees (I)		213,978	
MCA II Sem University Exam Fees (I)		209,721	
MCA I Sem University Exam Fees (I)		247,634	
MCA IV Sem University Exam Fees (I)		184,574	
MCA VI Sem University Exam Fees (I)		167,007	
MCA V Sem University Exam Fees (I)		168,259	
ME III Sem University Exam Fees - (I)		11,744	
ME II Sem University Exam Fees - (I)		14,341	
ME I Sem University Exam Fees - (I)		18,197	
ME IV Sem University Exam Fees - (I)		12,312	
VIII Sem University Exam Fees (I)		744,065	
VII Sem University Exam Fees (I)		716,811	
VI Sem Exam Fees		763,492	
V Sem Exam Fees		744,881	8,132,622
Sub Total - c/f			298,748,767



Particulars	SH	Amount in Rs.	Amount in Rs.
Sub Total - b/d			298,748,767
Misc. Receipts From Students / Others	20		
Admission Cancellation Charges		327,961	
Admission Charges (Income)		8,000	
College Photocopy & Revaluation		90,180	
Document Verification for Eligibility - Receipts		24,880	
Eligibility Fee (I)		61,200	
Enrollment Fees (I)		134,200	
Fine A/C		6,000	
Library Fine		295,933	
MCA Admission Cancellation		8,000	
MCA Admission Charges (Income)		2,000	
MCA Eligibility Fees (I)		4,700	
MCA Enrollment (I)		4,400	
MCA Fine A/C		200	
MCA Migration Certificate Fees (I)		1,100	
MCA Receipts for Convocation		6,000	
MCA (Registration Charges- Admission)		5,593	
MCA (Sale of Admission Forms)		192,600	
MCA Transcript		16,293	
ME Document Verification for Eligibility - Receipts		380	
ME Educational Verification Fees		2,200	
ME Migration Certificate Fees (I)		1,760	
M.E.(Registration Fees- Admission)		170	
M.E.(Sale of Forms)		5,600	
M.E.Transcripts		3,742	
Migration Certificate Fees (I)		5,280	
PhD Sale of Admission Forms		2,544	
Receipts for Convocation		144,400	
Receipts From Sanitary Vending Machine		1,770	
Registration Charges - BE - Admission		46,695	
Sale of Forms & Prospectus		1,603,000	
Transcripts		724,360	
University Exam Late Fees (I)		1,200	
University Photocopy & Revaluation (I)		12,820	3,745,161
Other Fees From Students	21		
Annual Day / Cultural (Income)		3,250	
Convocation Fees (I)		176,750	
Disaster Management Fund (I)		25,740	
E - Charges (I)		25,740	
E - Suvidha (I)		128,700	
Gymkhana & Sports Fees - (I)		1,135,264	
Internet Charges (Income)		13,000	
Laboratory Fees (Income)		41,600	
Library Fees (Income)		18,200	
Sub Total - c/f			302,493,928



Particulars	SH	Amount in Rs.	Amount in Rs.
Sub Total - b/d			302,493,928
Other Fees From Students	21		
MCA Convocation Fees (I)		27,000	
MCA Disaster Management Fund (I)		3,430	
MCA E - Charges (I)		3,430	
MCA E - Suvidha (I)		17,150	
MCA Gymkhna & Sports Fees - (I)		149,548	
MCA NSS Ekale Yojana (I)		3,430	
MCA NSS Registration (I)		1,200	
MCA PG Registration (I)		99,000	
MCA PG Share (I)		882,500	
MCA University Exam Late Fees (I)		1,000	
MCA Vice Chancellor Fund (I)		6,860	
MCA Yuvaraksha Insurance - (I)		42,189	
ME Convocation Fees - (I)		2,000	
ME Disaster Management Fund (I)		170	
ME E - Charges (I)		170	
ME Eligibility Fees (I)		800	
ME Enrollment Fees (I)		800	
ME E - Suvidha (I)		850	
ME Gymkhna & Sports Fees (I)		7,412	
ME NSS Ekale Yojana (I)		170	
ME NSS Registration (I)		90	
ME PG Registration (I)		7,425	
ME PG Share (I)		45,000	
ME Vice Chancellor Fund (I)		340	
ME Yuvaraksha Insurance (I)		2,091	
NSS Ekale Yojana (I)		25,740	
NSS Registration (I)		6,390	
PhD Disaster Management Fund (I)		100	
PhD E- Charges (I)		100	
PhD E - Suvidha (I)		500	
PhD Gymkhana & Sports Fees (I)		4,360	
PhD NSS Ekale Yojana (I)		100	
Phd NSS Registration (I)		10	
PhD Other University Fees - I		20,010	
PhD University Share - I		4,452	
PhD Vice Chancellor Fund (I)		200	
PhD Yuvaraksha Insurance - (I)		1,230	
Training & Placement Fees (I)		1,950	
Vice Chancellor Fund (I)		51,480	
Yuvaraksha Insurance - (I)		318,078	3,306,999
Sub Total - c/f			305,800,927



Particulars	SH	Amount in Rs.	Amount in Rs.
Sub Total - b/d			305,800,927
Misc. Income	22		
Misc. Income		380	
Sale of Scrap		83,463	83,843
Innovation & Incubation Activity - Income	23		
E - Cell Activity - Income			7,881
Receipts for STTP / Workshop - Student	24		
Receipts for Google Cloud Workshop for Students		26,442	
Receipts for Workshop of INST - AIA		25,000	
Sponsorship for Github Events (WeTech / Syrus)		63,577	
Sponsorship for VesAIthon		354,080	469,099
Seminar / Workshop & Conference - Income	25		
Receipts for STTP / Workshop - Web App Development & Blockchain			47,460
Research & Development Activity - Income	26		
BRNS Research Project Grant (I)		324,861	
ISRO - Mars Orbital Mission - Grant (I)		1,806	
Minor Research Grant - Income		218,280	544,947
Sharing of Experties - Consultancy Charegs - Income	27		
Receipt From Design & Delivery of Training (LT)			400,000
Other Receipts	28		
Employment Verification		1,424	
Institute Share on - BRNS Project (I)		19,176	
Printout Charges (Admission - Income)		305	
Question Paper Charges From MU		233,492	
Recovery of Notice Pay		125,476	
Resource Utilisation Charges - PMMMNMTT - IIT		11,525	
Unnat Bharat Abhiyan - Grant		36,921	428,319
Bank & Other Interest	29		
Bank Interest		977,261	
Bank Interest on Fixed Deposit		1,542,418	
Other Interest		45,848	2,565,527
Grand Total			310,348,003



Vivekanand Education Society's INSTITUTE OF TECHNOLOGY
 Hashu Advani Memorial Complex, Collector's Colony, R C Marg, Chembur, Mumbai - 74
EXPENDITURE FOR THE YEAR ENDED 31st MARCH 2020


Particulars	SH	Amount in Rs.	Amount in Rs.
Administration Expenses	30		
Accidental Insurance for Staff		43,451	
Accreditation Expenses		39,036	
Admission Expenses		87,930	
Advertisement Expenses		192,933	
Bank Charges		65,966	
Conveyance A/c		89,794	
College Exam Remuneration		729,791	
Counseling Charges paid to VESLARC		60,000	
Document Verification for Eligibility Expenses		19,050	
Electricity Charges		6,786,995	
Exam Stationery A/c		669,762	
Fire Insurance		81,226	
First Aid A/c		9,417	
I-Card /library -Card (Expenses)		98,941	
Legal Charges		92,650	
Office Stationery		294,438	
Other Administration Expenses		12,868	
PhD Advertisement Expenses		25,303	
PhD Conveyance		43,595	
PhD Other University Fees - E		10,005	
Placement Expenses		41,064	
Postage / Revenue Stamp		35,567	
Printing & Stationery Expenses		108,264	
Professional Charges		208,000	
Property Tax		670,214	
Security Charges		2,660,721	
Staff Welfare A/C		34,003	
Stationery for Placement Expenses		19,041	
Telephone Charges		133,327	
Transportation Charges		154,723	
Travelling Accomodation & Food Expenses		52,267	
Water Charges		189,490	
Website Development and Maintenance Expenses		361,051	14,120,880
Affiliation & Other Charges	31		
Accreditation Fees		59,000	
Affiliation Charges		552,500	
BE ARA Processing Fees		72,300	
E-Suvidha Service Charges - MU		9,000	
Ph. D. Affiliation Charges		79,500	772,300
Audit Fees			140,800
Garden & Playground Expenses	32		
Common Aminties Expenses		78,638	
Garden Expenses		289,374	
Playground Expenses		500,000	868,012
Sub Total - c/f			15,901,992



Particulars	SH	Amount in Rs.	Amount in Rs.
Sub Total - b/d			15,901,992
Library Expenditure	33		
Library (Printing & Stationery)		32,952	
Library Stationery Expenses		6,361	
Library Subscription (E - Subscription)		1,698,821	
Library Subscription Expenses		82,160	
News Paper & Periodicals		56,429	1,876,722
Labs & Workshop Expenditure	34		
Audio Video Lab Expenditure		2,360	
Chemistry Lab Expenditure		45,138	
Communication Lab Expenditure		286,687	
Computer Lab Expenditure		71,861	
Electronic Lab Expenditure		280,540	
General & Physics Lab Expenditure		43,131	
Information Tech. (Expenditure)		256,244	
Instrumentation Lab Expenditure		183,169	
Internet Charges		1,099,823	
Lab Software Expenses		276,000	
Maintenance Lab Expenditure		2,508	
Office & Other Software Expenses		7,112	
Robotic Lab Expenditure		102,033	
Server Room Expenditure		20,508	
Workshop Expenditure		121,330	2,798,444
Mca Administrative Expe	35		
MCA Advertisement		67,295	
MCA Conveyance		4,908	
MCA Document Verification for Eligibility Expenses		470	
MCA Electricity Charges		931,853	
MCA I-Card for M.E.MCA Expenses		5,310	
MCA Office Stationery		8,867	
MCA Telephone Charges		18,306	1,037,008
MCA Affiliation Charges	36		
MCA Affiliation Charges		75,000	
MCA ARA Processing Fees		20,000	95,000
MCA Lab Expenditure	37		
MCA Internet Charges		145,032	
MCA Lab Expenditure		71,816	216,848
MCA Rent Paid to Trust for Building			1,113,840
Sub Total - c/f			23,039,853




Particulars	SH	Amount in Rs.	Amount in Rs.
Sub Total - b/d			23,039,853
MCA Repairs & Maint. Expenses	38		
MCA Building Repair & Maintenance		614,391	
MCA Electrical Repairs & Maint		184,974	
MCA Furniture & Fixtures Repairs		249,866	
MCA Painting Expenses		38,022	
MCA Repairs & Maint.		96,110	1,183,363
MCA Salary to TS/NT/LAB	39		
MCA Salary to Class IV		180,744	
MCA Salary to Lab Staff		880,878	
MCA Salary to Non-Teaching Staff		578,027	
MCA Salary to Teaching Staff		23,371,858	25,011,507
M.E. Administrative Exp.	40		
M.E. Admn. Expenses		200	
M.E. Advertisement		26,918	
M.E. College Exam Remuneration		39,600	
M.E. Conveyance		2,277	
ME Document Verification for Eligibility Expenses		380	
M.E. Electricity Charges		279,556	
M.E. Telephone Charges		5,492	354,423
M.E. Affiliation Fees			
ME ARA Processing Fees			20,000
ME Rent Paid to Trust for Building			445,500
M.E. Repairs & Maint. Expenses	41		
ME Building Repair & Maintenance		184,317	
ME Electrical Repair & Maintenance		55,492	
ME Furniture Repair & Maintenance		74,960	
ME Painting Expenses		11,407	
M.E. Repairs & Maint.		28,833	355,009
M.E./salary to TS, NT, Lab	42		
ME Salary to IV Class		180,744	
ME Salary to Lab Staff		483,195	
ME Salary to Non-Teaching Staff		578,026	
ME Salary to Teaching Staff		5,463,352	
ME Visiting Staff Charges		21,000	6,726,317
Misc. Expenditure			6,222
PhD Remuneration Expenses			450,000
Sub Total - c/f			57,592,194



Particulars	SH	Amount in Rs.	Amount in Rs.
Sub Total - b/d			57,592,194
Refreshment A/c	43		
Exam Refreshment		129,148	
MCA Exam Refreshment		1,460	
MCA Refreshment		224	
ME Exam Refreshment		607	
Other Refreshment		212,501	
Refreshment for Placement		133,935	477,875
Rent Paid to Trust for Building			8,910,180
Repairs & Maintenance	44		
Air Condition (Rep.& Maint.)		281,534	
A.M.C.for Air Condition		487,341	
AMC for CCTV		60,536	
AMC for Easy Pay / TDS Software		13,060	
AMC for Electrical System (Building)		48,675	
A.M.C. for E.P.A.B.x.		14,688	
AMC For Exam Software		10,500	
AMC for Fire Hydrant System		24,780	
AMC for Generator		40,386	
AMC for Khushi - Fees Software		2,500	
A.M.C. for Lift		564,588	
A.M.C. For Offset Printing Machine		66,818	
AMC for Store Module Software		2,500	
A.M.C. for Water Purifier		6,490	
A.M.C. for Xerox Machine		6,838	
Building Repairs & Mtce.		4,474,817	
Cleaning & Maintenance Expenses		3,410,745	
Electrical Repairs & Maintenance		1,347,231	
Furniture Repair & Maintenance		1,819,856	
Offset Copyprint Printing & Stationery		71,899	
Other Repairs / Maintenance		700,003	
Overhead Projector - Repair & Maintenance		92,040	
Painting Expenses		276,926	
Pest Control for Building		25,424	
Seminar Hall Expenses		18,732	
STP Repair & Maintenance Expenses		248,415	
Water Cooler Rep.& Maint.		16,648	
Xerox Machine Repairs A/C		12,213	14,146,180
Sub Total - c/f			81,126,429



Particulars	SH	Amount in Rs.	Amount in Rs.
Sub Total - b/d			81,126,429
Research & Development Expenses	45		
Project Expenses (Computers)		30,935	
Project Expenses (Electronics)		24,763	
Project Expenses (E & T)		21,706	
Project Expenses (Info_tech)		12,582	
Project Expenses (Instru.)		1,972	
Project Expenses (R & D)		102,880	
R & D Lab Expenditure - Lab 120		411,517	606,354
Research Grant Project Expenses	46		
Research Grant Project Expenses - BRNS		324,861	
ISRO - Mars Orbital Mission Expenses		1,806	
Minor Research Grant - Expenses		218,280	544,947
Seminar / Workshop & Conference Expenses	47		
STTP / Workshop - Web App & Blockchain - Faculty		31,649	
Google Cloud Workshop for Students Expenses		26,038	
Remuneration STTP for Students - AIA		12,500	
Student Solar Ambassadors Workshop Expenses		3,217	
Seminar / Conference		10,750	
Seminar Symposium A/C		87,000	
STTP of MCA Department Expenses		1,600	
STTP / Workshop of EXTC Department Expenses		1,500	
Github Events (WeTech / Syrus) Expenses		59,710	
VesAIthon Expenses		475,361	709,325
Innovation & Incubation Activity Expenses	48		
E - Cell Activity Expenses		4,893	
Expenses for Innovation Events - MU		500	5,393
Salary TS/NTS/IV/OTHER	49		
Gratuity A/C		13,367,686	
Leave Encashment		469,165	
PF Administration Charges(A/c 2 & 22)		219,647	
PF -Institute 's Contribution(A/c 1 & 10)		5,158,770	
PF Insurance Link Deposits(A/c 21)		214,965	
Salary to Class IV		6,893,114	
Salary to Lab Staff		11,976,094	
Salary to Non-Teaching Staff		15,570,435	
Salary to Teaching Staff		151,766,089	205,635,965
Sub Total - c/f			288,628,413



Particulars	SH	Amount in Rs.	Amount in Rs.
Sub Total - b/d			288,628,413
Student Welfare/sports Activity	50		
Annual Day / Magazine Exp.		91,242	
Consolidated Entry Fees - MU - Sports		1,500	
Convocation Expenses		150,419	
Cultural Activities Fees - MU - E		3,870	
Disaster Management Fund (E)		6,450	
E - Charges (E)		6,450	
E - Suvidha (E)		32,250	
Gymkhana Fees / Annual Sports Contribution - MU - E		38,700	
MCA Cultural Activities Fees - MU - E		1,428	
MCA E - Suvidha (E)		11,900	
MCA Gymkhana Fees / Annual Sports Cont - MU - E		6,960	
MCA Sports & Cultural Fees - MU - Ashwamedh - E		5,712	
MCA Yuvaraksha Insurance - (E)		40,469	
ME Cultural Activities Fees - MU - E		54	
ME E - Suvidha (E)		450	
ME Sports & Cultural Fees - MU - Ashwamedh - E		216	
ME Yuvaraksha Insurance - (E)		2,124	
NSS Ekale Yojana (E)		6,450	
NSS Registration (E)		6,450	
Ph.D. Yuvaraksha Insurance - (E)		1,180	
Railway Concession Book		4,050	
Smart India Hackathon - Expenses		42,837	
Sphurtti Activity Expenses		13,677	
Sports & Cultural Activity Expenses		388,439	
Sports & Cultural Fees - MU - Ashwamedh - E		15,480	
Sports & Other Activity Expenses		104,136	
Students Welfare - Educational Help		615,000	
Unnat Bharat Abhiyan Expenses		36,921	
Vice Chancellor Fund (E)		12,900	
Yuvaraksha Insurance - (E)		306,918	1,954,631
University Exam / Other Fees	51		
25% University Share on College Exam Fees (E)		644,053	
Convocation Fees (E)		176,750	
Eligibility Fees (E)		61,500	
Enrollment Fees (E)		144,200	
II Sem University Exam Fees - (E)		656,155	
I Sem University Exam Fees - (E)		711,831	
Sub Total - c/f			290,583,044



Particulars	SH	Amount in Rs.	Amount in Rs.
Sub Total - b/d			290,583,044
University Exam / Other Fees	51		
MCA Convocation Fees (E)		27,000	
MCA Disaster Management Fund (E)		2,380	
MCA E - Charges (E)		2,380	
MCA Eligibility Fees (E)		4,500	
MCA Enrollment Fees (E)		4,200	
MCA Gymkhana & Sports Fees - (E)		7,320	
MCA III Sem University Exam Fees - (E)		177,983	
MCA II Sem University Exam Fees - (E)		209,252	
MCA I Sem University Exam Fees - (E)		223,345	
MCA IV Sem University Exam Fees - (E)		184,094	
MCA Migration Certificate Fees (E)		420	
MCA NSS Ekale Yojana (E)		2,380	
MCA PG Registration (E)		99,000	
MCA PG Share (E)		852,500	
MCA University Exam Late Fees (E)		1,000	
MCA Vice Chancellor Fund (E)		4,760	
MCA VI Sem University Exam Fees - (E)		167,292	
MCA V Sem University Exam Fees - (E)		161,473	
ME Convocation Fees - (E)		2,250	
ME Disaster Management Fund (E)		90	
ME E - Charges (E)		90	
ME Eligibility Fees (E)		800	
ME Enrollment Fees (E)		800	
ME Gymkhana & Sports Fees - (E)		540	
ME III Sem University Exam Fees - (E)		11,744	
ME II Sem University Exam Fees - (E)		14,321	
ME I Sem University Exam Fees - (E)		14,695	
ME IV Sem University Exam Fees - (E)		13,780	
ME Migration Certificate Fees (E)		440	
ME NSS Ekale Yojana (E)		90	
ME PG Registration (E)		7,425	
ME PG Share (E)		42,500	
ME Vice Chancellor Fund (E)		180	
Migration Certificate Fees (E)		7,280	
University Exam Late Fees (E)		100	
University Photocopy & Revaluation (E)		40	
University Revaluation (E)		1,040	
VIII Sem University Exam Fees - (E)		750,609	
VII Sem University Exam Fees - (E)		714,290	6,108,872
Depreciation on Fixed Assests			13,697,768
Grand Total			310,389,684





AUDITORS' REPORT

We have audited the attached Balance Sheet of "Vivekanand Education Society's, College of Institute of Technology at 31st March 2019 and also the attached Income & Expenditure Account for the year ended on that date annexed thereto. These Financial Statements are the responsibility of the Trust Management. Our responsibility is to express an opinion on these Financial Statements based on our audit.

We conducted our audit in accordance with auditing standards generally accepted in India. Those Standards require that we plan and perform the audit to obtain reasonable assurance about whether the Financial Statements are free of material misstatement. An audit includes examining, on a test basis, evidence supporting the amounts and disclosures in the Financial Statements. An audit also includes assessing the accounting principles used and significant estimates made by the management, as well as evaluating the overall Financial Statement presentation. We believe that our audit provides a reasonable basis for our opinion.

Subject to above we report that:

1. In our opinion, proper books of accounts as required by law have been kept by the trust and said institute, which gives all information required by the Act and in the manner so required.
2. As per our examination of books of accounts the said accounts are prepared on accrual basis of accounting.
3. We have obtained all the information and explanation which to the best of our knowledge and belief were necessary for the purpose of the audit, and for determination of Students Fees by the Competent Authority.
4. In our opinion and as explained to us, the accounts of the Trust are prepared on the basis of Accounting Standard 17 or equivalent Ind AS gives true and fair presentation of segmental reporting as per the courses conducted by the Trust and its institution.
5. The Balance Sheet and the Income & Expenditure Account dealt with by this report are in agreement with the Books of Accounts of the Trust.
6. In our opinion and to the best of our information and according to explanation given to us, the said accounts give all the information required and give a true and fair view in conformity with the accounting principles generally accepted in India –
 - i In case of Balance Sheet of the state of affairs of the Trust's said Institution as at 31st March, 2019; and
 - ii In the case of Income and Expenditure Account the surplus of Income over Expenditure of the said Institute's course for the year ended on the date.

Abhijit Deshpande

Abhijit Deshpande

Chartered Accountant

Date: 23/09/2019

UDIN: 19040546AAAAFE4242



Vivekanand Education Society's INSTITUTE OF TECHNOLOGY

Hashu Advani Memorial Complex, Collector's Colony, R C Marg, Chembur, Mumbai - 400 074

BALANCE SHEET FOR THE YEAR ENDED 31st MARCH 2019

Amount (Rs.) 2017 - 2018	LIABILITIES	SH	Amount (Rs.) 2018 - 2019		Amount (Rs.) 2017 - 2018	ASSETS	SH	Amount (Rs.) 2018 - 2019	
172,335,451	RESERVE FOR BUILDING		172,335,451		70,933,231	FIXED ASSESTS	1	65,858,863	
-	Opening Balance		-	172,335,451	7,911,761	Fixed Assets (WDV)		13,967,219	
	Add : Tr. during the year				-	Add : Add during the year		-	
					78,844,992	Add : Dep Added Back		79,826,082	
	CURRENT LIABILITIES				-	Gross Block		-	
78,784,120	Advanced Fees Received	7	76,257,915		12,986,129	Less : Assets Written Off		-	
5,365,921	Outstanding Liabilities	8	5,449,120		65,858,863	Less : Depreciation		12,819,578	
1,411,226	Scholarship Payable	9	2,200,432			Net Block			67,006,504
261,500	Student Prize Fund	10	261,500			CURRENT ASSESTS			
6,214,500	Students Deposits	11	7,310,780		14,177,276	Bank Account	2	11,412,215	
4,736,877	Duties & Taxes	12	4,138,797		62,149	Cash In Hand		19,571	
3,034,712	Provisions	13	755,350		20,422,794	Deposits	3	21,698,547	
525,641	Sundry Creditors		1,260,053		1,393,171	Other Current Assets	4	4,879,061	
3,460,703	Other Current Liabilities	14	6,503,444	104,137,391	57,749,131	Outstanding Income	5	51,930,509	
					2,020,863	Prepaid Expenses	6	1,906,608	91,846,511
						VIVEKANAND EDUCATION SOCIETY			
105,531,518	INCOME & EXPENDITURE		158,692,961		241,579,982	Opening Balance		273,139,364	
53,161,443	Opening Balance		30,612,616	189,305,576	41,527	Add : TDS transferred		59,997	
	Add : Income Over Expenditure				229,517,855	Add : Paid to VES		241,438,242	
					471,139,364			514,637,603	
					198,000,000	Less : Received from VES		207,712,200	306,925,403
434,823,611	TOTAL		465,778,418	434,823,611		TOTAL		465,778,418	

AS PER REPORT OF EVEN DATE

Abhijit Deshpande



Abhijit Deshpande
Chartered Accountants



Jayalith
for Vivekanand Education Society's
INSTITUTE OF TECHNOLOGY

Principal

Vivekanand Education Society's INSTITUTE OF TECHNOLOGY
Hashu Advani Memorial Complex, Collector's Colony, R C Marg, Chembur, Mumbai - 400 074
INCOME & EXPENDITURE ACCOUNT FOR THE YEAR ENDED 31st MARCH 2019

Amount in Rs. 2017 - 18	EXPENDITURE	SH	Amount in Rs. 2018 - 19	Amount in Rs. 2017 - 18	INCOME	SH	Amount in Rs. 2018 - 19
16,172,842	Administration Expenses	25	16,578,233	284,166,045	By Tution fees from students	15	277,653,092
565,600	Affiliation & Other Charges	26	1,090,240	28,984,438	By Development fees	16	28,681,800
250,000	Audit Fees		-	6,639,675	By Internal College Exam Fee	17	9,540,487
3,624,728	Expenses for Garden	27	1,105,008	3,988,892	By Misc.Receipts from Students	18	4,495,628
1,601,383	Library Expenditure	28	1,969,959	3,348,496	By Other fees from students	19	3,382,483
1,839,145	Labs & Workshop Expenditure	29	2,799,061	191,969	By Misc Income	20	168,813
1,075,209	MCA Administrative Expenditure	30	1,056,466	404,500	By Receipts for STTP / Workshop	21	66,000
106,250	MCA Affiliation Charges	31	102,200	0	By Research Project Grant	22	500,249
150,838	MCA Lab Expenditure	32	159,363	506,872	By Other Receipts	23	772,322
1,113,840	MCA Rent Paid to Trust for Building		1,113,840	2,484,601	By Bank Interest & Other Receipts	24	2,599,225
951,891	MCA Repairs & Maint. A/c	33	954,216	-			
22,127,549	MCA Salary to TS / NT / LAB / CLASS IV	34	22,902,052				
150,996	ME Administrative Expenditure	35	446,985				
531,250	ME Affiliation Charges		20,540				
445,500	ME Rent Paid to Trust for Building		445,500				
115,809	ME Repair & Maintenance	36	285,681				
5,477,867	M.E. Salary to TS / NT / LAB / CLASS IV	37	6,010,826				
6,525	Misc. Expenses		4,469				
495,000	PhD Salary to Visiting Staff		495,000				
542,465	Refreshment	38	465,700				
10,048,728	Rent Paid to Trust for Building		8,786,460				
9,043,782	Repairs & Maintainance	39	11,451,631				
87,041	Research & Development Activity Exps.	40	426,843				
-	Research Grant Project Expenses	41	500,249				
189,395	Seminar / Conference	42	69,090				
180,598,260	Salary TS / NT / LAB / CLASS IV	43	194,664,413				
1,898,027	Students Welfare/ Sports	44	2,362,171				
5,357,995	University Exam & Other Fees	45	8,161,711				
12,986,129	Depreciation On Fixed Assets		12,819,578				
53,161,443	INCOME OVER EXPENDITURE		30,612,616				-
330,715,488			327,860,100	330,715,488			327,860,100

AS PER REPORT OF EVEN DATE

Abhijit Deshpande



Abhijit Deshpande
Chartered Accountants




for Vivekanand Education Society's
INSTITUTE OF TECHNOLOGY

Dagubhat

Principal

Vivekanand Education Society's INSTITUTE OF TECHNOLOGY												Page : 1
Hashu Advani Memorial Complex, Collector's Colony, R C Marg, Chembur, Mumbai - 74												
SCHEDULE OF FIXED ASSETS FOR THE YEAR ENDED 31st MARCH 2019												
SR.	PARTICULAR OF ASSETS	Opening Balance	Opening Balance	Additions	Additions	RATE OF	Depreciation	Depreciation	Total	Closing Balance	Closing Balance	
No.		AT COST as on	WDV as on	upto	from	DEP.	Permitted	Permitted	Depreciation	WDV as on	AT COST as on	
		01.04.2018	01.04.2018	30.09.2018	01.10.2018		30.09.2018	01.10.2018	upto 31.03.2019	upto 31.03.2019	upto 31.03.2019	
		1	2	3	4	5	6	7	8	9	10	
GENERAL DEPARTMENT												
1	BE General Engineering Computer Equip	3,272,881	579,663			25%	144,916.00	-	144,916.0	434,747.48	3,272,881	
2	BE General Engineering Other Equip	12,150	6,716			15%	1,007.00	-	1,007.0	5,709.00	12,150	
3	BE Chemistry Lab Equipment	350,413	104,855			15%	15,728.00	-	15,728.0	89,127.34	350,413	
4	BE Drawing Board Equipment	291,098	131,874			15%	19,781.00	-	19,781.0	112,093.00	291,098	
5	BE Gas Installation	28,988	-			15%	-	-	-	-	28,988	
6	BE General / Physics Lab Equipments	1,108,596	281,391		52,049.80	15%	42,209.00	3,904	46,113.0	287,328.00	1,160,645	
7	BE Physics Lab Equip (Computer)	32,270	-	3,870.40	10,950.03	25%	968.00	1,369	2,337.0	12,483.43	47,090	
8	BE Teaching aid Equipments	36,570	-			15%	-	-	-	-	36,570	
9	BE Workshop Mach. Equip	1,186,106	205,628			15%	30,844.00	-	30,844.0	174,784.00	1,186,106	
10	BE Music Instruments	269,460	43,932			15%	6,590.00	-	6,590.0	37,342.00	269,460	
11	General Engg Software	312,234	28,596			25%	7,149.00	-	7,149.0	21,447.00	312,234	
12	Vedanta Computer	1,850	-			25%	-	-	-	-	1,850	
ELECTRONICS DEPARTMENT												
13	BE Electronics Lab Equipments	19,637,300	3,711,298	25,960.00	91,402.80	15%	560,589.00	6,855	567,444.0	3,261,216.60	19,754,663	
14	BE Elect. Computer Equipments	9,131,968	921,268		166,227.78	25%	230,317.00	20,778	251,095.0	836,400.80	9,298,195	
15	BE Electronics Lab Softwares	3,482,451	900,473			25%	225,118.00	-	225,118.0	675,355.00	3,482,451	
16	BE Electrical Lab Equipment	593,483	-			15%	-	-	-	-	593,483	
17	BE Robotic Lab Equipment	-	-		254,407.05	15%	-	19,081	19,081.0	235,326.05	254,407	
18	BE Robotic Lab Computer Equipment	-	-		499,140.00	25%	-	62,393	62,393.0	436,747.00	499,140	
COMMUNICATION DEPARTMENT												
19	BE Communication Lab Equip	15,260,964	3,707,503	441,869.20	1,625.00	15%	622,406.00	122	622,528.0	3,528,469.20	15,704,459	
20	BE Comm Computer Equipments	9,350,767	1,872,323		1,995.00	25%	468,081.00	249	468,330.0	1,405,987.81	9,352,762	
21	BE Comm Computer Software	2,396,149	396,040			25%	99,010.00	-	99,010.0	297,030.00	2,396,149	
22	BE Project Comm Equipments	1,533,272	-			15%	-	-	-	-	1,533,272	
23	BE Project Comm Computers	896,750	-			25%	-	-	-	-	896,750	
24	ME Telecom	5,384,299	57,306			15%	8,596.00	-	8,596.0	48,710.00	5,384,299	
INFORMATION TECHNOLOGY												
25	BE Info Tech Equipments	2,817,149	326,996	14,514.00	32,751.00	15%	51,227.00	2,456	53,683.0	320,578.00	2,864,414	
26	BE Info Tech Computer Equip	13,407,545	2,413,401	3,870.40	967,277.86	25%	604,318.00	120,910	725,228.0	2,659,321.56	14,378,694	
27	BE Info Tech Software	2,010,608	64,738			25%	16,185.00	-	16,185.0	48,553.00	2,010,608	
28	ME Info Tech Equipments	2,462,167	-			15%	-	-	-	-	2,462,167	
29	ME Info Tech Computer Equip	358,701	-			25%	-	-	-	-	358,701	
COMPUTER DEPARTMENT												
30	BE Computer Lab Equipment (Other)	446,754	307,018		128,502.00	15%	46,053.00	9,638	55,691.0	379,829.00	575,256	
31	BE Computer Lab Equipment (Comp)	33,185,686	2,033,229	20,532.00	829,334.02	25%	513,440.00	103,667	617,107.0	2,265,988.22	34,035,552	
32	BE Computer Software	1,743,694	331,984			25%	82,996.00	-	82,996.0	248,988.00	1,743,694	
33	BE Micro Processor Equip	1,552,138	73,606			15%	11,041.00	-	11,041.0	62,565.00	1,552,138	
34	BE E - Yantra Computer Equipment	32,000	3,240			25%	810.00	-	810.0	2,430.00	32,000	
35	BE E - Yantra Equipment (Other)	331,524	157,787			15%	23,668.00	-	23,668.0	134,119.00	331,524	
36	ModRob - AICTE	1	-			25%	-	-	-	-	1	
37	ME Computer	3,537,614	-			25%	-	-	-	-	3,537,614	
38	ME Software	100,000	-			25%	-	-	-	-	100,000	
39	MCA Computer	10,468,045	1,536,134	42,775.00	628,237.53	25%	394,727.00	78,530	473,257.0	1,733,889.51	11,139,058	
40	MCA Software	272,627	64,738		14,214.94	25%	16,185.00	1,777	17,962.0	60,990.94	286,842	
41	SERVER-Centralised Network	696,063	522,047		1,571,465.00	25%	130,512.00	196,433	326,945.0	1,766,567.00	2,267,528	
LIBRARY DEPARTMENT												
42	BE Library Books	12,703,191	859,419	64,245.00	203,143.00	25%	230,916.00	25,393	256,309.0	870,498.00	12,970,579	
43	BE Library Equipments	42,150	6,716	40,249.01		15%	7,045.00	-	7,045.0	39,920.01	82,399	
44	BE Library Computer	287,396	39,081			25%	9,770.00	-	9,770.0	29,311.00	287,396	
45	BE Library Software	300,000	-			25%	-	-	-	-	300,000	
46	ME Library Books	681,478	82,752	3,622.00	9,052.00	25%	21,594.00	1,132	22,726.0	72,700.00	694,152	
47	MCA Library Books	1,125,692	105,939	10,761.00	3,116.00	25%	29,175.00	390	29,565.0	90,251.00	1,139,569	
48	BE Library Books - Book Bank	28,244	18,535			25%	4,634.00	-	4,634.0	13,901.00	28,244	
49	MCA Library Books - Books Bank	10,006	6,566			25%	1,642.00	-	1,642.0	4,924.00	10,006	
	Sub - Total	163,170,469	21,902,793	672,268.01	5,464,890.81		4,679,247.00	655,077	5,334,324	22,705,627.95	169,307,648	



Vivekanand Education Society's INSTITUTE OF TECHNOLOGY											Page : 2
Hashu Advani Memorial Complex, Collector's Colony, R C Marg, Chembur, Mumbai - 74											
SCHEDULE OF FIXED ASSETS FOR THE YEAR ENDED 31st MARCH 2019											
SR. No.	PARTICULAR OF ASSETS	Opening Balance AT COST as on 01.04.2018	Opening Balance WDV as on 01.04.2018	Additions upto 30.09.2018	Additions from 01.10.2018	RATE OF DEP.	Depreciation Permitted 30.09.2018	Depreciation Permitted 01.10.2018	Total Depreciation upto 31.03.2019	Closing Balance WDV as on 31.03.2019	Closing Balance AT COST as on 31.03.2019
		1	2	3	4	5	6	7	8	9	10
		163,170,489	21,902,793	672,268.01	5,464,890.81	-	4,679,247.00	655,077	5,334,324	22,705,627.95	169,307,648
SEMINAR HALL											
50	SH - Air Condition	623,782	268,156			15%	40,223.00	-	40,223.00	227,933.00	623,782
51	SH - Audio Video Equipments	2,527,706	1,297,857	112,100.00	285,839.99	15%	211,494.00	21,438	232,932.00	1,462,864.75	2,925,646
52	SH - Computer Equipment	116,600	42,775			25%	10,694.00	-	10,694.00	32,081.00	116,600
53	SH - Electrical Fittings	472,818	229,810			15%	34,472.00	-	34,472.00	195,338.00	472,818
54	SH - Furniture Fixtures	1,163,402	564,766			15%	84,715.00	-	84,715.00	480,051.00	1,163,402
OFFICE DEPARTMENT											
55	BE Office Equipments	2,058,198	234,383	10,499.01	3,300.02	15%	36,732.00	248	36,980.00	211,202.03	2,071,997
56	BE Office Computers / Softwares	3,300,992	760,963	78,180.13	56,815.00	25%	209,786.00	7,102	216,888.00	679,069.92	3,435,987
57	ME Office Equipments	40,050	-			15%	-	-	-	-	40,050
58	MCA Office Equipments	69,131	4,417			15%	663.00	-	663.00	3,754.00	69,131
MAINTENANCE DEPARTMENT											
59	BE Maintenance Lab Equip	1,619,754	865,110	47,447.00	38,409.00	15%	136,883.00	2,881	139,764.00	811,201.50	1,705,610
60	BE Maint. Computer Equip	571,215	2,278			25%	570.00	-	570.00	1,708.00	571,215
61	BE Water Cooler	532,254	125,187		73,000.02	15%	18,778.00	5,475	24,253.00	173,934.02	605,254
62	BE Water Pump	36,326	1,848		55,950.12	15%	277.00	4,196	4,473.00	53,325.12	92,276
63	BE Offset Copy Printer	1,310,097	212,091		22,420.00	15%	31,814.00	1,682	33,496.00	201,015.00	1,332,517
64	BE Gross Cutting Machine	165,810	90,312			15%	13,547.00	-	13,547.00	76,765.00	165,810
65	BE EPBAX Box (Telephone)	607,518	147,281		7,057.58	15%	22,092.00	529	22,621.00	131,717.58	614,576
66	ME / MCA EPBAX Box	15,345	498			15%	75.00	-	75.00	423.00	15,345
67	LIFT	645,289	72,961			15%	10,944.00	-	10,944.00	62,017.00	645,289
FURNITURE & FIXTURE											
68	BE Electrical Fittings	690,966	108,406	2,500.00		15%	16,636.00	-	16,636.00	94,270.00	693,466
69	BE Furniture & Fixture	16,208,540	4,819,709	432,517.00	3,304,672.60	15%	787,834.00	247,850	1,035,684.00	7,521,214.60	19,945,729
70	ME Furniture & Fixtures	442,188	89,424			15%	13,414.00	-	13,414.00	76,010.00	442,188
71	ME Electric Fitting	39,623	-			15%	-	-	-	-	39,623
72	MCA Furniture & Fixtures	1,023,597	149,535			15%	22,430.00	-	22,430.00	127,105.00	1,023,597
73	Furniture & Fixtures	67,859,670	18,619,529			15%	2,792,329.00	-	2,792,329.00	15,823,200.00	67,859,670
74	Electrical Fittings	5,912,380	1,614,127			15%	242,119.00	-	242,119.00	1,372,008.00	5,912,380
75	New Premises Infrastructure	112,152	25,819			15%	3,873.00	-	3,873.00	21,946.00	112,152
76	Hardware Equipments	405,082.00	110,605.00			15%	16,591.00	-	16,591.00	94,014.00	405,082
AUDIO VIDEO DEPARTMENT											
77	BE Audio & Video Equipments	4,090,734	522,890		105,641.00	15%	78,434.00	7,923	86,357.00	542,174.00	4,196,375
78	BE Audio & Video Computer	206,775	-			25%	-	-	-	-	206,775
79	BE Overhead Project Equip	3,624,324	1,614,973	8,700.00	624,452.00	15%	243,551.00	46,834	290,385.00	1,957,740.00	4,257,476
80	ME Projector	81,075	-			15%	-	-	-	-	81,075
81	MCA Projector	201,575	31,745			15%	4,762.00	-	4,762.00	26,983.00	201,575
INSTRUMENTATION DEPARTMENT											
82	BE Instrumentation Lab Equip	20,978,413	4,946,438		185,180.00	15%	741,966.00	13,889	755,855.00	4,375,763.00	21,163,593
83	BE Instru Computer Equip	7,155,784	758,604	20,532.00	754,342.66	25%	194,784.00	94,293	289,077.00	1,244,401.59	7,930,659
84	BE Instru Computer Software	455,871	69,385			25%	17,346.00	-	17,346.00	52,039.00	455,871
85	BE DSP Lab Equipments	302,656	14,890			15%	2,234.00	-	2,234.00	12,656.00	302,656
86	BE DSP Computer Equipments	497,600	-			25%	-	-	-	-	497,600
87	BE Bio - Medical Lab Equip	526,029	35,551			15%	5,333.00	-	5,333.00	30,218.00	526,029
88	BE E M C Lab Equipments	187,896	-			15%	-	-	-	-	187,896
89	ME Instrumentation Equipments	1,644,007	-			15%	-	-	-	-	1,644,007
RESEARCH & DEVELOPMENT											
90	BE Project IT (Green House)	1,007,899	8,846			15%	1,327.00	-	1,327.00	7,519.00	1,007,899
91	BE Robotic Lab Equipments	205,022	-			15%	-	-	-	-	205,022
92	BE Media Research Equipments	1,290,502	-			15%	-	-	-	-	1,290,502
93	BE R & D Lab Equipments	3,928,293	1,885,183		1,348,258.56	15%	282,777.00	101,119	383,896.00	2,849,545.56	5,276,552
94	BE R & D Computer Equipment	1,266,169	269,366		193,246.24	25%	67,341.00	24,156	91,497.00	371,115.07	1,459,415
95	BE R & D Software	236,430	7,210			25%	1,803.00	-	1,803.00	5,407.00	236,430
96	BE Air Conditioner	9,852,934	3,254,835		59,000.00	15%	488,225.00	4,425	492,650.00	2,821,185.00	9,911,934
97	ME Air Conditioner	137,700	-			15%	-	-	-	-	137,700
98	MCA Air Conditioner	278,000	70,496			15%	10,574.00	-	10,574.00	59,922.00	278,000
99	Automated SNV Machine	17,676	11,812			15%	1,772.00	-	1,772.00	10,040.00	17,676
	Total	329,914,338	65,858,863	1,384,743.15	12,582,475.60		11,580,461.00	1,239,117	12,819,578	67,006,503.69	343,881,557



Vivekanand Education Society's INSTITUTE OF TECHNOLOGY
Hashu Advani Memorial Complex, Collector's Colony, R C Marg, Chembur, Mumbai - 74
CURRENT ASSETS FOR THE YEAR ENDED 31st MARCH 2019

Particulars	SH	Amount in Rs.	Amount in Rs.
Bank Accounts	2		
Canara Bank - 0229201006042 - ISRO Research Grant		56,138	
Canara Bank -132845		292,202	
ICIC BANK A/C - PG - 623901268201		1,073,503	
ICICI Bank A/C SB - 623901254594		1,112,347	
Janakalyan Sahakari Bank Ltd.		8,085,500	
State Bank of Patiala - Chembur (Gate Scho.)		9,929	
Union Bank (BE) - 316302010097154		777,665	
Union Bank (MCA) - 316302010097155		4,931	11,412,215
Cash-in-Hand			19,571
Deposits (Asset)	3		
Fixed Deposits		14,444,426	
MCA Fixed Deposits		1,685,737	
ME Fixed Deposits		1,873,493	
Fixed Deposit (For ICICI -Credit Card)		1,876,305	
Electricity Deposits		1,719,787	
Gas Cylinder (Deposit)		13,200	
MCA Telephone Deposit		1,000	
Telephone Deposit		9,000	
Telephone Deposit VESIIT		3,000	
Water Deposits		72,600	21,698,547
Other Current Assets	4		
Research Grant Receivable - VES		366,633	
Larsen & Toubro Limited - Sharing of Experties		59,000	
Advance Payment to Sundry Creditors		3,876,788	
Cap Assessment		2,243	
Cap Assessment - 2014		29,355	
Cap Assessment - 2015		57,267	
Cap Assessment (MCA) - 2015 - Second Half		3,782	
Cap Assessment ME- 2015 - Second Half		687	
MCA PG Share		10,000	
ME PG Share		2,500	
Cap Assessment (MCA)		2,883	
GSLI (CA)		45,485	
Loan to Staff		289,750	
MCA University Exam Forms (CA)		12,400	
ME University Exam Forms (CA)		3,540	
Praxis - 2018		21,297	
Profession Tax Receivable		100	
Salary Receivable From Staff		94,981	
University Forms (CA)		370	4,879,061
Sub Total - c/f			38,009,394



Particulars		Amount in Rs.	Amount in Rs.
Sub Total - b/d			38,009,394
Outstanding Income	5		
Outstanding 2013-14		444,859	
Outstanding - 2014 - 15		706,615	
Outstanding - 2015 - 16		4,080,682	
Outstanding 2016-17		3,272,349	
Outstanding 2017-18		14,922,604	
Outstanding - 2018 - 19		27,730,947	
Other Outstanding		772,453	51,930,509
Prepaid Expenses	6		
Prepaid Expense - AMC Electrical System (Building)		48,675	
Prepaid Expense - AMC for Exam Software		2,625	
Prepaid Expenses - Affiliation Fees		157,500	
Prepaid Expenses- AMC for Easypay / TDS Software		2,360	
Prepaid Expenses - AMC for EPABX		11,063	
Prepaid Expenses - AMC for Generator		19,700	
Prepaid Expenses - AMC for Lift		348,940	
Prepaid Expenses- AMC for Water Purifier		1,082	
Prepaid Expenses - Internet Charges		91,653	
Prepaid Expenses - Library E - Subscription		1,006,296	
Prepaid Expenses - Library Subscription		33,080	
Prepaid Expenses - MCA Affiliation Fees		75,000	
Prepaid Expenses - Pest Control for Building		8,438	
Prepaid Expenses - PhD Affiliation Fees		75,000	
Prepaid Expenses - Website Development & Maint.		25,196	1,906,608
Grand Total			91,846,511



Vivekanand Education Society's INSTITUTE OF TECHNOLOGY
ANNEXURE TO OUTSTANDING INCOME FOR THE YEAR ENDED 31st MARCH 2019

Particulars	Amount in Rs.	Amount in Rs.
Outstanding 2013-14		
MCA Outstanding Tuition Fees - 13 - 14	15,475	
Outstanding TF Receivable 13 - 14	429,384	444,859
Outstanding - 2014 - 15		
MCA Outstanding Tuition Fees 14-15	168,345	
ME Outstanding Fees - 14 - 15	102,665	
Outstanding TF Receivable 14 - 15	435,605	706,615
Outstanding - 2015 - 16		
MCA Outstanding Tuition Fees - 15 - 16	272,051	
MCA Scholarship Receivable - 2015 - 16	285,318	
ME Outstanding Fees - 2015 - 16	50,000	
Outstanding TF Receivable 15 - 16	460,675	
Scholarship Receivable - 2015 - 16	3,012,638	4,080,682
Outstanding 2016-17		
MCA Outstanding Tuition Fees - 16 - 17	361,821	
MCA Scholarship Receivable - 2016 - 17	95,470	
ME Outstanding Fees - 2016 - 17	112,288	
ME Scholarship Receivable - 2016 - 17	196,711	
Outstanding TF Receivable 16 - 17	870,447	
Scholarship Receivable - 2016 - 17	1,635,612	3,272,349
Outstanding 2017-18		
ARC RECEIVABLE - 17-18	12,000	
MCA Outstanding Tuition Fees - 17 - 18	148,492	
MCA Scholarship (EBC) Receivable - 2017 - 18	53,568	
MCA Scholarship Receivable - 2017 - 18	637,702	
ME Scholarship Receivable - 2017-18	431,364	
Outstanding TF Receivable 17 - 18	695,649	
Scholarship (EBC) - Receivable - 2017 - 18	407,676	
Scholarship Receivable - 2017-18	12,536,153	14,922,604
Outstanding - 2018 - 19		
MCA Outstanding Tuition Fees - 18 - 19	279,493	
MCA Scholarship (EBC) Receivable - 2018 - 19	611,154	
MCA Scholarship Receivable - 2018 - 19	861,109	
ME Outstanding Fees Receivable - 2018 -19	154,908	
ME Scholarship Receivable - 2018 - 19	398,184	
Outstanding TF Receivable 18 - 19	766,112	
Scholarship (EBC) - Receivable - 2018 - 19	12,325,282	
Scholarship (PMSSS) - Receivable - 2018 - 19	639,093	
Scholarship Receivable - 2018 - 19	11,695,612	27,730,947
Other Outstanding		
CAP III - Counselling Round Receivables	337,000	
MCA Outstanding Tuition Fees - 12 - 13	60,000	
ME Outstanding Fees	45,080	
Outstanding TF Receivable 09 - 10	37,786	
Outstanding TF Receivable 10 - 11	25,320	
Outstanding TF Receivable 11 - 12	126,408	
Outstanding TF Receivable 12 - 13	64,569	
PhD Outstanding Fees	76,290	772,453
Grand Total		51,930,509



Vivekanand Education Society's INSTITUTE OF TECHNOLOGY
Hashu Advani Memorial Complex, Collector's Colony, R C Marg, Chembur, Mumbai - 74
CURRENT LIABILITIES FOR THE YEAR ENDED 31st MARCH 2019

Particulars	SH	Amount in Rs.	Amount in Rs.
Advance Fees Received	7		
Advance Fees - Development Fees		6,452,244	
Advance Fees - MCA Development Fees		604,954	
Advance Fees - MCA Tuition Fees		6,050,442	
Advance Fees - ME Development Fees		56,406	
Advance Fees - ME Tuition Fees		564,094	
Advance Fees - Phd Development Fees		17,799	
Advance Fees - Phd Tuition Fees		188,443	
Advance Fees Received		103,346	
Advance Fees - Tuition Fees		62,220,187	76,257,915
O/S Liabilities	8		
Excess Fees Received Payable		341,214	
Hostel Refund (VES)		94,959	
MCA Document Verification Fees Payable		300	
MCA Excess Fees Received Payable		30,772	
ME Excess Fees Received Payable		38,668	
ME (University Exam Fees) Lia		10,026	
Retention Money A/c		450,087	
Students Aid Fund A/c		4,483,094	5,449,120
Scholarship Payable	9		
MCA Scholarship (Non Govt)		11,000	
M.E.Scholarship		4,375	
Scholarship (2013 - 14)		454,915	
Scholarship (2014 - 15)		47,305	
Scholarship (EBC) - 2015 - 16		88,434	
Scholarship (EBC) - 2016 - 17		78,410	
Scholarship (EBC) - 2017 - 18		648,584	
Scholarship (Freeship)		235,909	
Scholarship (Non Govt)		631,500	2,200,432
Student Prize Fund	10		
Prize Fund (Annapoorni Ramaswamy)		36,000	
Prize Fund (Deep Bhattachariya)		42,000	
Prize Fund (Mayur Bhagade)		52,000	
Prize Fund (Serin Dedia)		31,500	
Prize Fund (Shri Sharad N Shroff)		100,000	261,500
Sub Total - c/f			84,168,967



Particulars	SH	Amount in Rs.	Amount in Rs.
Sub Total - b/d			84,168,967
Student's Deposits	11		
Alumni Fees Payable		750,000	
Caution Money		659,300	
Caution Money - 2014		573,500	
Caution Money - 2015		699,500	
Caution Money - 2016		782,500	
Caution Money - 2017		735,000	
Caution Money - 2018		737,000	
Caution Money Refund Payable (Stale)		3,780	
Laboratory Deposit		661,800	
Library Deposits		330,900	
MCA Alumni Fees Payable		109,000	
MCA Caution Money		144,000	
MCA Caution Money - 2014		152,000	
MCA Caution Money - 2015		118,500	
MCA Caution Money - 2016		120,000	
MCA Caution Money - 2017		117,000	
MCA Caution Money - 2018		120,000	
MCA Laboratory Deposits		144,000	
MCA Library Deposits		72,000	
ME Alumni Fees Payable		19,000	
M.E.Caution Money		35,200	
ME Caution Money - 2014		43,000	
ME Caution Money - 2015		37,000	
ME Caution Money - 2016		12,000	
ME Caution Money - 2017		28,000	
ME Caution Money - 2018		9,000	
M.E. Laboratory Deposits		35,200	
M. E. Library Deposits		17,600	
Ves Technology Alumni Association		45,000	7,310,780
Duties & Taxes	12		
GSLI (CL)		3,585	
Payable to VES (GST)		213,339	
Profession Tax		49,575	
Provident Fund (CL)		668,334	
Provident Fund Payable		24,907	
Staff Welfare Club (10781769131)		42,050	
T.D.S. (CL)		37,786	
TDS - Non Salary (CL) 2018 - 19		13,241	
TDS on Salary		2,959,400	
Yuvaraksha Insurance		126,580	4,138,797.34
Sub Total - c/f			95,618,545



Particulars	SH	Amount in Rs.	Amount in Rs.
Sub Total - b/d			95,618,545
Provisions	13		
Provision for Electricity Charges		745,350	
Provision for Telephone		10,000	755,350
Sundry Creditors			
Sundry Creditors		1,210,472	
Sundry Creditors for Expenses (ICICI Credit Card)		49,581	1,260,053
Other Current Liabilities	14		
MCA CAP III - Counselling Round Receivables		25,000	
Cap Assessment (ME)		7,410	
AISHE - MHRD		3,000	
ARC Collection (Online Application Confirmation)		85,400	
Cap Assessment - 2015 - Second Half		19,013	
Cap Assessment - 2016 - First Half		24,764	
Cap Assessment (MCA) - 2014		42,394	
Cap Assessment (MCA) - 2015		84,296	
Cap Assessment (MCA) - 2016 - First Half		10,635	
Cap Assessment (ME) - 2014		50,695	
Cap Assessment (ME) - 2015		5,088	
FC - 2017 - Payable		42,750	
Fellowship Stipend Payable		29,138	
Industrial Visit for Students		937,100	
ISRO Research Grant - GOI - DOS		56,138	
MCA ARC Collection		19,500	
Mca Salary Payable to Teaching Staff		14,849	
MCA University Exam Fees Payable		545,265	
Minor Research Grant		2,168	
ModRob Course (AICTE)		8,134	
NMMC Grant for Auto River Cleaning Robot (L)		14,995	
PhD Salary to Visiting Staff Payable		1,395,000	
Praxis - 2016		793,290	
Salary Payable to Class IV		418	
Salary Payable to Lab Staff		73,755	
Salary Payable to Non Teaching Staff		2,090	
Salary Payable to Teaching Staff		76,684	
SIH - 2017		15,770	
University Exam Fees Payable		1,335,787	
University Share on College Exam Fees Payable		704,217	
Unknown Bank Credits		78,701	6,503,444
Grand Total			104,137,391



Vivekanand Education Society's INSTITUTE OF TECHNOLOGY
Hashu Advani Memorial Complex, Collector's Colony, R C Marg, Chembur, Mumbai - 74
INCOME (REVENUE) FOR THE YEAR ENDED 31st MARCH 2019

Particulars	SH	Amount in Rs.	Amount in Rs.
Tuition Fees From Students	15		
MCA Tuition Fee		23,917,558	
M.E. Tuition Fees		2,380,511	
Phd Tuition Fees		753,788	
Tuition Fees		250,601,235	277,653,092
Development Fees	16		
Development Fees		25,980,215	
MCA Development Fees		2,392,336	
M.E. Development Fees		238,037	
PhD Development Fees		71,212	28,681,800
Internal College Exam Fees	17		
College Exam Forms (Income)		20	
College Exam Late Fees		15,600	
College Share 25% on University Exam / Other Fees		1,045,050	
Education Verification Fees		45,475	
III Sem Exam Fees		788,685	
II Sem University Exam Fees - (I)		1,185,610	
I Sem University Exam Fees - (I)		796,905	
IV Sem Exam Fees		803,990	
MCA Educational Verification Fees		5,772	
MCA III Sem University Exam Fees (I)		166,650	
MCA II Sem University Exam Fees (I)		195,332	
MCA I Sem University Exam Fees (I)		204,469	
MCA IV Sem University Exam Fees (I)		171,016	
MCA University Exam Fees (I)		7,370	
MCA VI Sem University Exam Fees (I)		164,416	
MCA V Sem University Exam Fees (I)		162,200	
ME III Sem University Exam Fees - (I)		37,430	
ME II Sem University Exam Fees - (I)		14,892	
ME I Sem University Exam Fees - (I)		14,110	
ME IV Sem University Exam Fees - (I)		64,020	
VIII Sem University Exam Fees (I)		1,467,975	
VII Sem University Exam Fees (I)		742,135	
VI Sem Exam Fees		727,730	
V Sem Exam Fees		713,635	9,540,487
Sub Total - c/f			315,875,379



Particulars	SH	Amount in Rs.	Amount in Rs.
Sub Total - b/d			315,875,379
Misc. Receipts From Students / Others	18		
Admission Cancellation Charges		466,882	
Admission Charges (Income)		11,500	
College Photocopy & Revaluation		151,450	
Document Verification for Eligibility - Receipts		34,700	
Eligibility Fee (I)		82,020	
Enrollment Fees (I)		176,340	
Fine A/C		8,050	
Library Fine		329,874	
MCA Admission Cancellation		10,000	
MCA Admission Charges (Income)		1,000	
MCA Document Verification for Eligibility - Receipt		21,530	
MCA Eligibility Fees (I)		8,040	
MCA Enrollment (I)		5,620	
MCA Fine A/C		500	
MCA Library Fine		8,682	
MCA Photocopy & Revaluation (I)		50,285	
MCA Receipts for Convocation		15,500	
MCA (Registration Charges- Admission)		6,232	
MCA (Sale of Admission Forms)		166,300	
MCA Transcript		35,288	
ME Document Verification for Eligibility - Receipts		3,000	
M.E.Fine		10	
ME Migration Certificate Fees (I)		660	
ME Photocopy & Revaluation (I)		380	
M.E.(Registration Fees- Admission)		176	
M.E.(Sale of Forms)		8,000	
M.E.Transcripts		4,730	
Migration Certificate Fees (I)		3,300	
Railway Concession Form		640	
Receipts for Convocation		134,750	
Receipts From Sanitary Vending Machine		1,331	
Registration Charges - BE - Admission		62,916	
Sale of Forms & Prospectus		1,585,570	
Transcripts		901,442	
University Exam Late Fees (I)		1,400	
University Photocopy & Revaluation (I)		197,530	4,495,628
Sub Total - c/f			320,371,007



Particulars	SH	Amount in Rs.	Amount in Rs.
Sub Total - b/d			320,371,007
Other Fees From Students	19		
Annual Day / Cultural (Income)		2,375	
Convocation Fees (I)		189,750	
Disaster Management Fund (I)		27,330	
E - Charges (I)		27,330	
E - Suvidha (I)		136,650	
Gymkhana & Sports Fees - (I)		1,201,088	
Internet Charges (Income)		9,500	
Laboratory Fees (Income)		30,400	
Library Fees (Income)		13,300	
MCA Convocation Fees (I)		28,000	
MCA Disaster Management Fund (I)		3,440	
MCA E - Charges (I)		3,440	
MCA E - Suvidha (I)		17,200	
MCA Gymkhana & Sports Fees - (I)		149,984	
MCA NSS Ekale Yojana (I)		3,440	
MCA NSS Registration (I)		1,200	
MCA PG Registration (I)		99,000	
MCA PG Share (I)		855,000	
MCA University Exam Late Fees (I)		1,200	
MCA Vice Chancellor Fund (I)		6,880	
MCA Yuvaraksha Insurance - (I)		34,400	
ME Convocation Fees - (I)		14,750	
ME Disaster Management Fund (I)		340	
ME E - Charges (I)		340	
ME Eligibility Fees (I)		700	
ME Enrollment Fees (I)		500	
ME E - Suvidha (I)		1,700	
ME Gymkhana & Sports Fees (I)		14,824	
ME NSS Ekale Yojana (I)		340	
ME NSS Registration (I)		90	
ME PG Registration (I)		7,425	
ME PG Share (I)		77,500	
ME Vice Chancellor Fund (I)		680	
ME Yuvaraksha Insurance (I)		3,400	
NSS Ekale Yojana (I)		27,330	
NSS Registration (I)		7,390	
Sub Total - c/f			320,371,007



Particulars	SH	Amount in Rs.	Amount in Rs.
Sub Total - b/d			320,371,007
PhD Disaster Management Fund (I)		540	
PhD E- Charges (I)		540	
PhD E - Suvidha (I)		2,700	
PhD Gymkhana & Sports Fees (I)		23,544	
PhD NSS Ekale Yojana (I)		540	
Phd NSS Registration (I)		110	
PhD Other University Fees - I		10,005	
PhD University Share - I		15,823	
PhD Vice Chancellor Fund (I)		1,080	
Training & Placement Fees (I)		1,425	
Vice Chancellor Fund (I)		54,660	
Yuvaraksha Insurance - (I)		273,300	3,382,483
Misc. Income	20		
Misc. Income		231	
Praxis 2018 VRC Paid Events		6,445	
Sale of Scrap		162,137	168,813
Receipts for STTP / Workshop	21		
Receipts for R & D (Lab View) - INST		16,000	
Receipts for Workshop of INST - AIA		50,000	66,000
Research Project Grant	22		
GRANT From NMMC - AUTONOMOUS RIVER CLEANING		25,003	
ISRO - Mars Orbital Mission - Fund		38,413	
Minor Research Grant - MU - Income		70,200	
Research Project Grant Fund (I) - VES		366,633	500,249
Other Receipts	23		
Institute Share on - ISRO - Mars Orbital Mission		12,615	
Printout Charges (Admission - Income)		12,479	
Question Paper Charges From MU		229,607	
Receipt From Design & Delivery of Training (LT)		375,000	
Resource Utilisation Charges - ATS		142,621	772,322
Bank & Other Interest	24		
Bank Interest		1,178,968	
Bank Interest on Fixed Deposit		1,363,875	
Other Interest		56,382	2,599,225
Grand Total			327,860,100



Vivekanand Education Society's INSTITUTE OF TECHNOLOGY
 Hashu Advani Memorial Complex, Collector's Colony, R C Marg, Chembur, Mumbai - 74
EXPENDITURE FOR THE YEAR ENDED 31st MARCH 2019

Particulars	SH	Amount in Rs.	Amount in Rs.
Administration Expenses	25		
Admission Expenses		143,081	
Advertisement Expenses		1,207,782	
Bank Charges		17,678	
Conveyance A/c		129,598	
College Exam Remuneration		698,610	
Document Verification for Eligibility Expenses		39,450	
Electricity Charges		7,132,897	
Enrollment Forms Expenses		2,240	
Exam Stationery A/c		644,618	
Fire Insurance		72,245	
First Aid A/c		7,359	
I-Card /library -Card (Expenses)		100,400	
Legal Charges		805,735	
Office Stationery		313,909	
Other Administration Expenses		79,680	
PhD Conveyance A/c		17,000	
PhD Other University Fees - E		10,005	
PhD University Share on Fees		18,736	
Postage / Revenue Stamp		21,362	
Printing & Stationery Expenses		69,708	
Professional Charges		829,540	
Property Tax		670,214	
Security Charges		2,516,553	
Staff Welfare A/C		34,124	
Telephone Charges		138,621	
Transportation Charges		224,403	
Travelling Expenses		53,278	
Water Charges		205,966	
Website Development & Maintenance Expenses		373,441	16,578,233
Affiliation & Other Charges	26		
Accreditation Fees		354,000	
Affiliation Charges		430,000	
Affiliation with Other University		100,000	
BE ARA Processing Fees		122,240	
E-Suvidha Service Charges - MU		4,500	
Ph. D. Affiliation Charges		79,500	1,090,240
Garden & Playground Expenses	27		
Common Aminties Expenses		314,881	
Garden Expenses		290,127	
Playground Expenses		500,000	1,105,008
Sub Total - c/f			18,773,481



Particulars	SH	Amount in Rs.	Amount in Rs.
Sub Total - b/d			18,773,481
Library Expenditure	28		
Library (Printing & Stationery)		18,495	
Library Stationery Expenses		17,952	
Library Subscription (E - Books)		5,474	
Library Subscription (E - Subscription)		1,785,723	
Library Subscription Expenses		66,232	
News Paper & Periodicals		76,083	1,969,959
Labs & Workshop Expenditure	29		
Chemistry Lab Expenditure		54,075	
Communication Lab Expenditure		280,202	
Computer Lab Expenditure		120,842	
Electronic Lab Expenditure		245,948	
General & Physics Lab Expenditure		27,969	
Information Tech. (Expenditure)		356,701	
Instrumentation Lab Expenditure		295,535	
Internet Charges		708,667	
Lab Software Expenses		53,946	
Maintenance Lab Expenditure		57,687	
Server Room Expenditure		472,602	
Workshop Expenditure		124,888	2,799,061
Mca Administrative Expe	30		
MCA Advertisement		28,643	
MCA Conveyance		8,063	
MCA Document Verification for Eligibility Expenses		21,060	
MCA Electricity Charges		959,583	
MCA Office Stationery		20,468	
MCA Telephone Charges		18,649	1,056,466
MCA Affiliation Charges	31		
MCA Affiliation Charges		75,000	
MCA ARA Processing Fees		27,200	102,200
MCA Lab Expenditure	32		
MCA Internet Charges		91,638	
MCA Lab Expenditure		67,725	159,363
MCA Rent Paid to Trust for Building			1,113,840
Sub Total - c/f			25,974,370



Particulars	SH	Amount in Rs.	Amount in Rs.
Sub Total - b/d			25,974,370
MCA Repairs & Maint. Expenses	33		
MCA Building Repair & Maintenance		405,521	
MCA Electrical Repairs & Maint		91,286	
MCA Furniture & Fixtures Repairs		325,281	
MCA Painting Expenses		26,612	
MCA Repairs & Maint.		105,516	954,216
MCA Salary to TS/NT/LAB	34		
MCA Salary to Class IV		141,129	
MCA Salary to Lab Staff		680,404	
MCA Salary to Non-Teaching Staff		514,315	
MCA Salary to Teaching Staff		21,566,204	22,902,052
M.E. Administrative Exp.	35		
M.E. Advertisement		66,927	
ME College Exam Remuneration		82,720	
M.E. Conveyance		868	
ME Document Verification for Eligibility Expenses		3,000	
M.E. Electricity Charges		287,875	
M.E. Telephone Charges		5,595	446,985
M.E. Affiliation Fees			
ME ARA Processing Fees			20,540
ME Rent Paid to Trust for Building			445,500
M.E. Repairs & Maint. Expenses	36		
ME Building Repair & Maintenance		121,656	
ME Electrical Repair & Maintenance		27,386	
ME Furniture Repair & Maintenance		97,000	
ME Painting Expenses		7,984	
M.E. Repairs & Maint.		31,655	285,681
M.E./salary to TS, NT, Lab	37		
ME Salary to IV Class		141,129	
ME Salary to Lab Staff		408,994	
ME Salary to Non-Teaching Staff		514,315	
ME Salary to Teaching Staff		4,928,388	
ME Salary to Visiting Staff		18,000	6,010,826
Sub Total - c/f			57,040,170



Particulars	SH	Amount in Rs.	Amount in Rs.
Sub Total - b/d			57,040,170
Misc. Expenditure			4,469
PhD Salary to Visiting Staff			495,000
Refreshment A/c	38		
Exam Refreshment		154,381	
MCA Refreshment		3,431	
ME Exam Refreshment		290	
Other Refreshment		220,529	
Refreshment for Placement		87,069	465,700
Rent Paid to Trust for Building			8,786,460
Repairs & Maintenance	39		
Air Condition (Repair & Maintenance)		4,720	
A.M.C.for Air Condition		509,911	
AMC for CCTV		60,534	
AMC for Easy Pay / TDS Software		11,220	
AMC for Electrical System (Building)		50,985	
A.M.C. for E.P.A.B.x.		13,063	
AMC For Exam Software		10,972	
AMC for Fire Hydrant System		4,327	
AMC for Generator		57,224	
AMC for Khushi - Fees Software		2,500	
A.M.C. for Lift		515,607	
A.M.C. For Offset Printing Machine		22,273	
AMC for Store Module Software		2,500	
A.M.C. for Water Purifier		6,325	
A.M.C. for Xerox Machine		6,962	
Building Repairs & Mtce.		3,014,369	
Cleaning & Maintenance for Students		2,611,079	
Electrical Repairs & Maintenance		678,556	
Furniture Repair & Maintenance		2,403,446	
Offset Copyprint Printing & Stationery		117,741	
Other Repairs / Maintenance		784,338	
Overhead Projector - Repair & Maintenance		49,855	
Painting Expenses		197,815	
Pest Control for Building		101,693	
Plumbing Material		146,391	
Printer / Scanner & Other Repairs & Maintenance		6,785	
Seminar Hall Expenses		52,583	
Water Cooler Rep.& Maint.		7,858	11,451,631
Sub Total - c/f			78,243,430



Particulars	SH	Amount in Rs.	Amount in Rs.
Sub Total - b/d			78,243,430
Research & Development Expenses	40		
Project Expenses (Computer)		850	
Project Expenses (Electronics)		1,026	
Project Expenses (Instru.)		14,229	
Project Expenses (R & D)		20,216	
R & D Lab Expenditure		384,858	
Robotic Lab Expenditure		5,664	426,843
Research Grant Project Expenses	41		
ISRO - Mars Orbital Mission - Expenses		38,413	
Minor Research Grant - MU - Expenses		70,200	
NMMC - AUTONOMOUS RIVER CLEANING ROBOT - Exper		25,003	
Research Grant Project Expenses - CMPN		241,558	
Research Grant Project Expenses - ETRX		42,770	
Research Grant Project Expenses - R&D		82,305	500,249
Seminar / Conference	42		
Seminar / Conference		2,400	
Seminar Symposium A/C		64,330	
STTP / Workshop of EXTC Department Expenses		1,180	
STTP / Workshop of INST Dept Expenses		1,180	69,090
Salary TS/NTS/IV/OTHER	43		
DA Arrears		-	
Ex-Gratia		6,000	
Fellowship Stipend		747,590	
Gratuity A/C		15,632,666	
PF Administration Charges		290,071	
PF -Institute 's Contribution		5,432,784	
PF Insurance Link Deposits		226,392	
Remuneration for STTP / Workshop		33,000	
Salary to Class IV		6,459,045	
Salary to Lab Staff		11,134,438	
Salary to Non-Teaching Staff		14,327,008	
Salary to Teaching Staff		140,127,919	
Sharing of Experties for Workshop Expenses		187,500	
Vedanta Honorium		60,000	194,664,413
Student Welfare/sports Activity	44		
Annual Day / Magazine Exp.		89,371	
Consolidated Entry Fees - MU - Sports		1,500	
Convocation Expenses		164,507	
Cultural Activities Fees - MU - E		18,804	
Disaster Management Fund (E)		31,340	
E - Charges (E)		32,630	
E - Suvidha (E)		156,700	
Sub Total - c/f			273,904,024



Particulars	SH	Amount in Rs.	Amount in Rs.
Sub Total - b/d			273,904,024
Gymkhana Fees / Annual Sports Contribution - MU - E		184,170	
NSS Ekale Yojana (E)		30,050	
NSS Registration (E)		7,500	
Railway Concession Book		4,775	
Research Convention / Fest for Students Expenses		600	
Smart India Hackathon - Expenses		106,602	
Sports & Cultural Activity Expenses		266,641	
Sports & Cultural Fees - MU - Ashwamedh - E		77,796	
Sports & Other Activity Expenses		154,231	
Students Welfare - Educational Help		615,000	
Students Welfare Expenses		54,537	
Vice Chancellor Fund (E)		62,680	
Yuvaraksha Insurance - (E)		302,737	2,362,171
University Exam / Other Fees	45		
25% University Share on College Exam Fees (E)		704,217	
Convocation Fees (E)		375,000	
Eligibility Fees (E)		79,800	
Enrollment Fees (E)		151,400	
II Sem University Exam Fees - (E)		1,184,650	
I Sem University Exam Fees - (E)		799,970	
MCA Convocation Fees (E)		28,000	
MCA Eligibility Fees (E)		4,100	
MCA Enrollment Fees (E)		3,800	
MCA III Sem University Exam Fees - (E)		183,920	
MCA II Sem University Exam Fees - (E)		191,760	
MCA I Sem University Exam Fees - (E)		205,289	
MCA IV Sem University Exam Fees - (E)		171,374	
MCA PG Registration (E)		198,000	
MCA PG Share (E)		857,500	
MCA Photocopy & Revaluation (E)		47,660	
MCA University Exam Late Fees (E)		1,500	
MCA VI Sem University Exam Fees - (E)		164,304	
MCA V Sem University Exam Fees - (E)		169,948	
ME Convocation Fees - (E)		5,750	
ME Eligibility Fees (E)		500	
ME Enrollment Fees (E)		620	
ME III Sem University Exam Fees - (E)		39,200	
ME II Sem University Exam Fees - (E)		14,862	
ME I Sem University Exam Fees - (E)		14,100	
ME IV Sem University Exam Fees - (E)		33,492	
ME PG Registration (E)		14,850	
ME PG Share (E)		85,000	
ME Photocopy & Revaluation (E)		380	
Migration Certificate Fees (E)		4,180	
Student Welfare Fund Contribution - MU (E)		6,450	
University Exam Late Fees (E)		600	
University Photocopy & Revaluation (E)		197,970	
VIII Sem University Exam Fees - (E)		1,470,305	
VII Sem University Exam Fees - (E)		751,260	8,161,711
Depreciation on Fixed Assests			12,819,578
Grand Total			297,247,484





AUDITORS' REPORT

We have audited the attached Balance Sheet of "Vivekanand Education Society's , Institute of Technology as at 31st March 2018 and also the attached Income & Expenditure Account for the year ended on that date annexed thereto. These financial statements are the responsibility of the Trust Management. Our responsibility is to express an opinion on these financial statements based on our audit.

We conducted our audit in accordance with auditing standards generally accepted in India. Those Standards require that we plan and perform the audit to obtain reasonable assurance about whether the financial statements are free of material misstatement. An audit includes examining, on a test basis, evidence supporting the amounts and disclosures in the financial statements. An audit also includes assessing the accounting principles used and significant estimates made by the management, as well as evaluating the overall financial statement presentation. We believe that our audit provides a reasonable basis for our opinion.

Subject to above we report that:

1. In our opinion, proper books of accounts as required by law have been kept by the trust and said institute, which gives all information required by the Act and in the manner so required.
2. As per our examination of books of accounts the said accounts are prepared on accrual basis of accounting .
3. We have obtained all the information and explanation which to the best of our knowledge and belief were necessary for the purpose of the audit, and for determination of fees by the competent authority.
4. In our opinion and as explained to us, the accounts of the Trust are prepared on the basis of Accounting Standard 17 or equivalent Ind As gives true and fair presentation of segmental reporting as per the courses conducted by the Trust and its institution.
5. The Balance Sheet and the Income & Expenditure Account dealt with by this report are in agreement with the Books of Accounts of the Trust.
6. In our opinion and to the best of our information and according to explanation given to us, the said accounts give all the information required and give a true and fair view in conformity with the accounting principles generally accepted in India.
 - i In case of Balance Sheet of the state of affairs of the Trust's said Institution as at 31st March,2018 : and
 - ii In the case of Income and Expenditure Account the Surplus of Income over Expenditure of the said Institute's course for the year ended on the date.

Abhijit Deshpande

Abhijit Deshpande

Chartered Accountant

Date: 15/09/2018



Vivekanand Education Society's INSTITUTE OF TECHNOLOGY


Hashu Advani Memorial Complex, Collector's Colony, R C Marg, Chembur, Mumbai - 400 074

BALANCE SHEET AS ON 31ST MARCH 2018

Amount (Rs.) 2016 - 2017	LIABILITIES	SH	Amount (Rs.) 2017 - 2018	Amount (Rs.) 2016 - 2017	ASSETS	SH	Amount (Rs.) 2017 - 2018	
172,335,451	RESERVE FOR BUILDING				FIXED ASSESTS	1		
-	Opening Balance		172,335,451	70,094,166	Fixed Assets (WDV)		70,933,231	
	Add : Tr. during the year		-	8,165,931	Add : Add during the year		7,911,761	
			172,335,451	4,223,633	Add : Dep Added Back		-	
	CURRENT LIABILITIES			82,483,729	Gross Block		78,844,992	
79,718,835	Advanced Fees Received	7	78,784,120	44,655	Less : Assets Written Off		-	
7,018,966	Outstanding Liabilities	8	5,365,921	11,505,844	Less : Depreciation		12,986,129	
1,469,115	Scholarship Payable	9	1,411,226	70,933,231	Net Block			65,858,863
261,500	Student Prize Fund	10	261,500		CURRENT ASSESTS			
4,972,000	Students Deposits	11	6,214,500	5,964,979	Bank Account	2	14,177,276	
3,906,166	Duties & Taxes	12	4,736,877	2,005	Cash In Hand		62,149	
1,285,462	Provisions	13	3,034,712	17,569,265	Deposits	3	20,422,794	
156,908	Sundry Creditors		525,641	921,117	Other Current Assets	4	1,393,171	
2,800,136	Other Current Liabilities	14	3,460,703	39,575,290	Outstanding Income	5	57,749,131	
			103,795,200	2,910,187	Prepaid Expenses	6	2,020,863	95,825,384
	INCOME & EXPENDITURE				VIVEKANAND EDUCATION SOCIETY			
27,145,919	Opening Balance		105,531,518	174,418,436	Opening Balance		241,579,982	
4,223,633	Add : Differential Depreciation		-	251,261,546	Add : Paid to VES		229,559,382	
74,161,966	Add : Income Over Expenditure		53,161,443	425,679,982			471,139,364	
			158,692,961	184,100,000	Less : Received from VES		198,000,000	273,139,364
379,456,056	TOTAL		434,823,612	379,456,056	TOTAL		434,823,612	

for Vivekanand Education Society's
INSTITUTE OF TECHNOLOGY

Jayesh
Principal



AS PER REPORT OF EVEN DATE

Abhijit Deshpande

Abhijit Deshpande
Chartered Accountants

Vivekanand Education Society's INSTITUTE OF TECHNOLOGY

Hashu Advani Memorial Complex, Collector's Colony, R C Marg, Chembur, Mumbai - 400 074

INCOME & EXPENDITURE ACCOUNT FOR THE PERIOD ENDED 31 st MARCH 2018

Amount in Rs. 2016 - 17	EXPENDITURE	SH	Amount in Rs. 2017 - 18	Amount in Rs. 2016 - 17	INCOME	SH	Amount in Rs. 2017 - 18
10,782,623	Administration Expenses	24	16,172,842	288,722,172	By Tution fees from students	15	284,166,045
1,028,031	Affiliation & Other Charges	25	565,600	28,010,447	By Development fees	16	28,984,438
22,250	Audit Fees		250,000	1,974,810	By Internal College Exam Fee	17	6,639,675
989,526	Expenses for Garden	26	3,624,728	3,879,575	By Misc.Receipts from Students	18	3,988,892
3,059,944	Library Expenditure	27	1,601,383	1,499,350	By Other fees from students	19	3,348,496
1,925,342	Labs & Workshop Expenditure	28	1,839,145	124,318	By Misc Income	20	191,969
755,561	MCA Administrative Expenditure	29	1,075,209	-	By Receipts for STTP / Workshop	21	404,500
193,600	MCA Affiliation Charges	30	106,250	-	By Other Receipts	22	506,872
188,285	MCA Lab Expenditure	31	150,838	1,978,225	By Bank Interest & Other Receipts	23	2,484,601
901,250	MCA Rent Paid to Trust for Building		1,113,840				
457,890	MCA Repairs & Maint. A/c	32	951,891				
19,168,156	MCA Salary to TS / NT / LAB / CLASS IV	33	22,127,549				
160,205	ME Administrative Expenditure	34	150,996				
296,119	ME Affiliation Charges	35	531,250				
157,500	ME Rent Paid to Trust for Building		445,500				
60,074	ME Repair & Maintenance	36	115,809				
5,140,683	M.E. Salary to TS / NT / LAB / CLASS IV	37	5,477,867				
27,506	Misc. Expenses		6,525				
495,000	PhD Salary to Visiting Staff		495,000				
568,035	Refreshment	38	542,465				
8,555,750	Rent Paid to Trust for Building		10,048,728				
5,106,370	Repairs & Maintainance	39	9,043,782				
301,795	Research & Development Activity Exps.	40	87,041				
130,950	Seminar / Conference	41	189,395				
178,720,537	Salary TS / NT / LAB / CLASS IV	42	180,598,260				
1,328,107	Students Welfare/ Sports	43	1,898,027				
-	University Exam & Other Fees	44	5,357,995				
11,505,844	Depreciation On Fixed Assets		12,986,129				
74,161,966	INCOME OVER EXPENDITURE		53,161,443	-	EXPENDITURE OVER INCOME		-
326,188,897			330,715,488	326,188,897			330,715,488

for Vivekanand Education Society's
INSTITUTE OF TECHNOLOGY



Principal

AS PER REPORT OF EVEN DATE



Abhijit Deshpande

Abhijit Deshpande
Chartered Accountants

Vivekanand Education Society's INSTITUTE OF TECHNOLOGY
Hashu Advani Memorial Complex, Collector's Colony, R C Marg, Chembur, Mumbai - 74
CURRENT ASSETS FOR THE YEAR ENDED 31 st MARCH 2018

Particulars	SH	Amount in Rs.	Amount in Rs.
Bank Accounts	2		
Axis Bank		31930	
Canara Bank - 0229201006042 - ISRO Research Grant		81581	
Canara Bank -132845		686086	
ICIC BANK A/C - PG - 623901268201		465896	
ICICI Bank A/C SB - 623901254594		5700034	
Janakalyan Sahakari Bank Ltd.		7185984	
State Bank of Patiala - Chembur (Gate Scho.)		9929	
Union Bank (BE) - 316302010097154		5854	
Union Bank (MCA) - 316302010097155		9982	14177276
Cash-in-Hand			62149
Deposits (Asset)	3		
Fixed Deposits		13459868	
MCA Fixed Deposits		1575387	
ME Fixed Deposits		1742044	
Electricity Deposits		1782565	
Fixed Deposit (For ICICI -Credit Card)		1764130	
Gas Cylinder (Deposit)		13200	
MCA Telephone Deposit		1000	
Telephone Deposit		9000	
Telephone Deposit VESIIT		3000	
Water Deposits		72600	20422794
Other Current Assets	4		
Advance Payment to Sundry Creditors		526430	
Cap Assessment		2243	
Cap Assessment - 2014		29355	
Cap Assessment - 2015		57267	
Cap Assessment (MCA) - 2015 - Second Half		8583	
Cap Assessment ME- 2015 - Second Half		687	
College Exam Remuneration Payable		3010	
Minor Research Grant		11953	
MCA PG Share		10000	
ME PG Share		2500	
Cap Assessment (MCA)		2883	
Cap Assessment (ME)		218	
Enrolment Forms (CA)		2240	
GSLI (CA)		50762	
Loan to Staff		512053	
MCA University Exam Fees Receivable		1350	
MCA University Exam Forms (CA)		12400	
ME University Exam Forms (CA)		1290	
Profession Tax Receivable		200	
Receivable from ICICI Bank		6413	
Salary Receivable from Staff		150964	
University Forms (CA)		370	1393171
Sub Total - c/f			36055390



Particulars	SH	Amount in Rs.	Amount in Rs.
Sub Total - b/d			36055390
Outstanding Income	5		
ARC Receivable - 17- 18		12000	
CAP III - Counselling Round Receivables		395000	
MCA Outstanding Tuition Fees - 12 - 13		60000	
MCA Outstanding Tuition Fees - 13 - 14		15475	
MCA Outstanding Tuition Fees 14-15		168710	
MCA Outstanding Tuition Fees - 15 - 16		272051	
MCA Outstanding Tuition Fees - 16 - 17		394549	
MCA Outstanding Tuition Fees - 17 - 18		260107	
MCA Scholarship (EBC) Reveivable - 2017 - 18		707310	
MCA Scholarship Receivable - 2015 - 16		367831	
MCA Scholarship Receivable - 2016 - 17		440500	
MCA Scholarship Receivable - 2017 - 18		773057	
ME Oustanding Fees		45080	
ME Outstanding Fees - 14 - 15		102665	
ME Outstanding Fees - 2015 - 16		50000	
ME Outstanding Fees - 2016 - 17		162932	
ME Scholarship Receivable - 2016 - 17		196711	
ME Scholarship Receivable - 2017-18		431364	
Outstanding TF Receivable 09 - 10		37786	
Outstanding TF Receivable 10 - 11		25320	
Outstanding TF Receivable 11 - 12		126408	
Outstanding TF Receivable 12 - 13		64569	
Outstanding TF Receivable 13 - 14		444384	
Outstanding TF Receivable 14 - 15		579255	
Outstanding TF Receivable 15 - 16		782543	
Outstanding TF Receivable 16 - 17		1274435	
Outstanding TF Receivable 17 - 18		3820326	
PhD Oustanding Fees		98600	
Scholarship (EBC) - Receivable - 2017 - 18		11193993	
Scholarship Receivable - 2015 - 16		7259593	
Scholarship Receivable - 2016 - 17		10528632	
Scholarship Receivable - 2017-18		16657945	57749131
Prepaid Expenses	6		
Prepaid Expense - AMC Electrical System (Building)		41250	
Prepaid Expense - AMC for Exam Software		3097	
Prepaid Expenses - Affilition Fees		157500	
Prepaid Expenses- AMC for Easy pay / TDS Software		2000	
Prepaid Expenses - AMC for EPABX		9375	
Prepaid Expenses - AMC for Fire Hydrant System		4327	
Prepaid Expenses - AMC for Lift		306240	
Prepaid Expenses- AMC for Water Purifier		917	
Prepaid Expenses - AMC of Instruments - Process Lab		5417	
Prepaid Expenses - Internet Charges		171976	
Prepaid Expenses - Library E - Subscription		1098171	
Prepaid Expenses - Library Subscription		30487	
Prepaid Expenses - MCA Affiliation Fees		75000	
Prepaid Expenses - Pest Control for Building		40106	
Prepaid Expenses - PhD Affiliation Fees		75000	2020863
Grand Total			95825384



Vivekanand Education Society's INSTITUTE OF TECHNOLOGY
 Hashu Advani Memorial Complex, Collector's Colony, R C Marg, Chembur, Mumbai - 74
CURRENT LIABILITIES FOR THE YEAR ENDED 31 st MARCH 2018

Particulars	SH	Amount in Rs.	Amount in Rs.
Advance Fees Received	7		
Advance Fees - Development Fees		6624723	
Advance Fees - MCA Development Fees		577134	
Advance Fees - MCA Tuition Fees		5766576	
Advance Fees - ME Development Fees		68819	
Advance Fees - ME Tuition Fees		688229	
Advance Fees - Phd Development Fees		17799	
Advance Fees - Phd Tuition Fees		188443	
Advance Fees Received		914377	
Advance Fees - Tuition Fees		63938020	78784120
O/S Liabilities	8		
Eligibility Fee (C.L.)		6420	
Enrolment Fees (Liability)		28340	
Excess Fees Received Payable		375971	
Hostel Refund (VES)		94959	
MCA Eligibility Fees		3920	
M C A Enrolment (Lia.)		1800	
MCA Excess Fees Received Payable		46560	
MCA Photocopy & Revaluation		2435	
MCA University Exam Fees		7370	
MCA University Exam Late Fees		1200	
ME Convocation Fees		8500	
M.E. Eligibility Fees		200	
M.E. (Enrolment Fees) - L		100	
ME Excess Fees Received Payable		42668	
ME III Sem University Exam Fees		2430	
ME IV Sem University Exam Fees		26730	
Retention Money A/c		319317	
Students Aid Fund A/c		4388501	
University Photocopy		2460	
University Revaluation		6040	5365921
Scholarship Payable	9		
M.E.Scholarship		4375	
Scholarship (2013 - 14)		463369	
Scholarship (2014 - 15)		47305	
Scholarship (EBC) - 2015 - 16		88434	
Scholarship (EBC) - 2016 - 17		78410	
Scholarship (Freeship)		235909	
Scholarship (Non Govt)		493424	1411226
Sub Total - c/f			85561267



Particulars	SH	Amount in Rs.	Amount in Rs.
Sub Total - b/d			85561267
Student Prize Fund	10		
Prize Fund (Annapoorni Ramaswamy)		36000	
Prize Fund (Deep Bhattachariya)		42000	
Prize Fund (Mayur Bhagade)		52000	
Prize Fund (Serin Dedia)		31500	
Prize Fund (Shri Sharad N Shroff)		100000	261500
Student's Deposits	11		
Caution Money		669000	
Caution Money - 2014		727500	
Caution Money - 2015		755500	
Caution Money - 2016		782500	
Caution Money - 2017		735000	
Laboratory Deposit		669000	
Library Deposits		334500	
MCA Caution Money		144000	
MCA Caution Money - 2014		152000	
MCA Caution Money - 2015		118500	
MCA Caution Money - 2016		120000	
MCA Caution Money - 2017		117000	
MCA Laboratory Deposits		144000	
MCA Library Deposits		72000	
M.E.Caution Money		35200	
ME Caution Money - 2014		43000	
ME Caution Money - 2015		37000	
ME Caution Money - 2016		12000	
ME Caution Money - 2017		28000	
M.E. Laboratory Deposits		35200	
M. E. Library Deposits		17600	
Ves Technology Alumni Association		466000	6214500
Duties & Taxes	12		
GSLI (CL)		3585	
Payable to VES (GST)		9891	
Profession Tax		52525	
Profession Tax Payable		1100	
Provident Fund (CL)		713634	
Provident Fund Payable		29794	
Staff Welfare Club (10781769131)		35770	
TDS other than Salary		122000	
TDS on Salary		3718931	
Yuvaraksha Insurance		49647	4736877
Sub Total - c/f			96774144



Particulars	SH	Amount in Rs.	Amount in Rs.
Sub Total - b/d			96774144
Provisions	13		
Provision for Electricity Charges		3024712	
Provision for Telephone		10000	3034712
Sundry Creditors			525641
Other Current Liabilities	14		
MCA ARC RECEIVALBLE - 17-18		8000	
MCA CAP III - Counselling Round Receivables		25000	
AICTE - SIH - 2017 - Grant for Post Development		300000	
AISHE - MHRD		3000	
ARC Collection (Online Application Confirmation)		85400	
Cap Assessment - 2015 - Second Half		15813	
Cap Assessment - 2016 - First Half		24764	
Cap Assessment (MCA) - 2014		42394	
Cap Assessment (MCA) - 2015		84296	
Cap Assessment (MCA) - 2016 - First Half		10635	
Cap Assessment (ME) - 2014		50695	
Cap Assessment (ME) - 2015		5088	
FC - 2017 - Payable		42750	
Fellowship Stipend Payable		29138	
ISRO Research Grant - GOI - DOS		81581	
MCA ARC Collection		19500	
Mca Salary Payable to Teaching Staff		14849	
MCA University Exam Fees Payable		1350	
ModRob Course (AICTE)		8134	
PhD Salary to Visiting Staff Payable		900000	
Praxis - 2016		793290	
Salary Payable to Lab Staff		234	
Salary Payable to Non Teaching Staff		15908	
Salary Payable to Teaching Staff		51684	
SIH - 2017		5083	
University Share on College Exam Fees Payable		769600	
Unknown Bank Credits		72517	3460703
Grand Total			103795200



Vivekanand Education Society's INSTITUTE OF TECHNOLOGY
 Hashu Advani Memorial Complex, Collector's Colony, R C Marg, Chembur, Mumbai - 74
INCOME (REVENUE) FOR THE YEAR ENDED 31 st MARCH 2018

Particulars	SH	Amount in Rs.	Amount in Rs.
Tuition Fees From Students	15		
MCA Tuition Fee		23108886	
M.E. Tuition Fees		3075218	
Phd Tuition Fees		753788	
Tuition Fees		257228153	284166045
Development Fees	16		
Development Fees		26293885	
MCA Development Fees		2311829	
M.E. Development Fees		307512	
PhD Development Fees		71212	28984438
Internal College Exam Fees	17		
College Exam Late Fees		11400	
College Share 20% on University Exam / Other Fees		150330	
College Share 25% on University Exam / Other Fees		386000	
Education Verification Fees		65500	
III Sem Exam Fees		689415	
II Sem University Exam Fees - (I)		159900	
I Sem University Exam Fees - (I)		649590	
IV Sem Exam Fees		614735	
MCA Educational Verification Fees		10000	
MCA III Sem University Exam Fees (I)		231110	
MCA II Sem University Exam Fees (I)		214800	
MCA I Sem University Exam Fees (I)		244300	
MCA IV Sem University Exam Fees (I)		216360	
MCA VI Sem University Exam Fees (I)		160460	
MCA V Sem University Exam Fees (I)		185400	
ME III Sem University Exam Fees - (I)		20150	
ME II Sem University Exam Fees - (I)		46790	
ME I Sem University Exam Fees - (I)		47850	
ME IV Sem University Exam Fees - (I)		19540	
ME University Exam Late Fees - (I)		100	
VIII Sem University Exam Fees (I)		35270	
VII Sem University Exam Fees (I)		833800	
VI Sem Exam Fees		810010	
V Sem Exam Fees		836865	6639675
Sub Total - c/f			319790158



Particulars	SH	Amount in Rs.	Amount in Rs.
Sub Total - b/d			319790158
Misc. Receipts From Students / Others	18		
Admission Cancellation Charges		163420	
Admission Charges (Income)		15500	
Book Binding (Income)		520	
Breakage (Income)		1040	
College Photocopy & Revaluation		150720	
Document Verification for Eligibility - Receipts		31950	
Eligibility Fee (I)		77700	
Enrollment Fees (I)		147400	
Fine A/C		155091	
I-Card & Library Card (Income)		10250	
Library Fine		313399	
MCA Admission Cancellation		21471	
MCA Admission Charges (Income)		1500	
MCA Document Verification for Eligibility - Receipt		1000	
MCA Eligibility Fees (I)		6020	
MCA Enrollment (I)		5020	
MCA (I-Card)		750	
MCA Library Fine		4486	
MCA Migration Certificate Fees (I)		220	
MCA Photocopy & Revaluation (I)		68080	
MCA Receipts for Convocation		17000	
MCA (Registration Charges- Admission)		6487	
MCA (Sale of Admission Forms)		171500	
MCA Transcript		25511	
ME Educational Verification Fees		500	
ME Migration Certificate Fees (I)		880	
ME Photocopy & Revaluation (I)		430	
M.E.(Registration Fees- Admission)		757	
M.E.(Sale of Forms)		22100	
M.E.Transcripts		7230	
Migration Certificate Fees (I)		4840	
PhD Document Verification for Eligibility		600	
Railway Concession Form		485	
Receipts for Convocation		100000	
Receipts From Sanitary Vending Machine		169	
Registration Charges - BE - Admission		50781	
Sale of Forms & Prospectus		1368308	
Transcripts		812932	
University Exam Late Fees (I)		12835	
University Photocopy (I)		13860	
University Revaluation (I)		196150	3988892
Sub Total - c/f			323779050



Particulars	SH	Amount in Rs.	Amount in Rs.
Sub Total - b/d			323779050
Other Fees From Students	19		
Annual Day / Cultural (Income)		2500	
Convocation Fees (I)		185250	
Disaster Management Fund (I)		27530	
E - Charges (I)		47730	
E - Suvidha (I)		137650	
Gymkhana & Sports Fees - (I)		1210308	
Internet Charges (Income)		10000	
Laboratory Fees (Income)		32000	
Library Fees (Income)		14000	
MCA Annual Day / Cultural (Income)		125	
MCA Convocation Fees (I)		26500	
MCA Disaster Management Fund (I)		3370	
MCA E - Charges (I)		5570	
MCA E - Suvidha (I)		16850	
MCA Gymkhna & Sports Fees - (I)		147432	
MCA Internet Charges (Income)		500	
MCA Laboratory Fees (Income)		1600	
MCA Library Fees (Income)		700	
MCA NSS Ekale Yojana (I)		3370	
MCA NSS Registration (I)		1170	
MCA PG Registration (I)		97350	
MCA PG Share (I)		807500	
MCA Training & Placement Fees (I)		75	
MCA University Exam Late Fees (I)		3000	
MCA Vice Chancellor Fund (I)		6740	
MCA Yuvaraksha Insurance - (I)		33800	
ME Convocation Fees - (I)		3250	
ME Disaster Management Fund (I)		410	
ME E - Charges (I)		540	
ME Eligibility Fees (I)		800	
ME Enrolment Fees (I)		1020	
ME E - Suvidha (I)		2050	
ME Gymkhna & Sports Fees (I)		17876	
ME NSS Ekale Yojana (I)		410	
ME NSS Registration (I)		280	
ME PG Registration (I)		23100	
ME PG Share (I)		102500	
ME Vice Chancellor Fund (I)		820	
ME Yuvaraksha Insurance (I)		4100	
NSS Ekale Yojana (I)		27530	
NSS Registration (I)		7330	
PhD Enrollment & Eligibility Fees - I		1500	
Training & Placement Fees (I)		1500	
Vice Chancellor Fund (I)		55060	
Yuvaraksha Insurance - (I)		275800	3348496
Sub Total - c/f			327127546



Particulars	SH	Amount in Rs.	Amount in Rs.
Sub Total - b/d			327127546
Misc. Income	20		
Misc. Income		53	
Sale of Radhi		92292	
Sale of Scrap		99624	191969
Receipts for STTP / Workshop	21		
Receipts for R & D (Lab View) - INST		174500	
Receipts for Workshop of INST - AIA		230000	404500
Other Receipts	22		
Employment Verification		500	
Facilitation Centre - DTE - Receipts		85500	
Printout Charges (Admission - Income)		59770	
Question Paper Charges From MU		25170	
Receipt From Design & Delivery of Training (LT)		300000	
Receipts From Inteligence Bureau Exam		30932	
Testing Charges - Income		5000	506872
Bank and Other Interest	23		
Bank Interest		1130789	
Bank Interest on Fixed Deposit		1310473	
Other Interest		43339	2484601
Grand Total			330715488



Vivekanand Education Society's INSTITUTE OF TECHNOLOGY
 Hashu Advani Memorial Complex, Collector's Colony, R C Marg, Chembur, Mumbai - 74
EXPENDITURE FOR THE YEAR ENDED 31 st MARCH 2018

Particulars	SH	Amount in Rs.	Amount in Rs.
Administration Expenses	24		
Admission Expenses		69828	
Advertisement Expenses		1210685	
Bank Charges		24698	
Conveyance A/c		43283	
Document Verification for Eligibility Expenses		144350	
Electricity Charges		8281527	
Exam Stationery A/c		549198	
FC - 2017 - Expenditure		42750	
Fire Insurance		78430	
First Aid A/c		11054	
GST on Purchases		2733866	
I-Card /library -Card (Expenses)		85305	
Legal Charges		3637	
Office Stationery		317407	
Other Administration Expenses		106759	
Postage / Revenue Stamp		20925	
Printing & Stationery Expenses		111289	
Professional Charges		1019300	
Property Tax		670214	
Sanitary Expenditure		103485	
Telephone Charges		109035	
Transportation Charges		105850	
Travelling Expenses		37799	
Water Charges		292168	16172842
Affiliation & Other Charges	25		
Affiliation Charges		270000	
Application Fees for Autonomus		85000	
BE ARA Processing Fees		76600	
E-Suvidha Service Charges - MU		9000	
Ph. D. Affiliation Charges		125000	565600
Audit Fees			250000
Garden & Playground Expenses	26		
Common Aminities Expenses		2916870	
Garden Expenses		207858	
Playground Expenses		500000	3624728
Sub Total - c/f			20613170



Particulars	SH	Amount in Rs.	Amount in Rs.
Sub Total - b/d			20613170
Library Expenditure	27		
Library (Printing & Stationery)		11561	
Library Stationery Expenses		16745	
Library Subscription (E - Subscription)		1423389	
Library Subscription Expenses		75464	
News Paper & Periodicals		74224	1601383
Labs & Workshop Expenditure	28		
Chemistry Lab Expenditure		75357	
Communication Lab Expenditure		149391	
Computer Lab Expenditure		93281	
Electronic Lab Expenditure		115426	
General & Physics Lab Expenditure		17285	
Information Tech. (Expenditure)		65429	
Instrumentation Lab Expenditure		143501	
Internet Charges		1045779	
Lab Software Expenses		11895	
Server Room Expenditure		17797	
Workshop Expenditure		104006	1839145
Mca Administrative Expe	29		
MCA Advertisement		26409	
MCA Conveyance		6017	
MCA Document Verification for Eligibility Expenses		1250	
MCA Electricity Charges		1008264	
MCA I-Card for M.E.MCA Expenses		5682	
MCA Office Stationery		5657	
Mca (Printing & Stationery)		8655	
MCA Telephone Charges		13275	1075209
MCA Affiliation Charges	30		
MCA Affiliation Charges		86250	
MCA ARA Processing Fees		20000	106250
MCA Lab Expenditure	31		
MCA Internet Charges		125464	
MCA Lab Expenditure		25374	150838
MCA Rent			1113840
MCA Repairs & Maint.Expenses	32		
MCA Building Repair & Maintenance		670051	
MCA Electrical Repairs & Maint		50073	
MCA Furniture & Fixtures Repairs		90574	
MCA Painting Expenses		35069	
MCA Repairs & Maint.		106124	951891
Sub Total - c/f			27451727



Particulars	SH	Amount in Rs.	Amount in Rs.
Sub Total - b/d			27451727
MCA Salary to TS/NT/LAB	33		
MCA Labour Charges		7848	
MCA Salary to Class IV		84046	
MCA Salary to Lab Staff		519453	
MCA Salary to Non-Teaching Staff		364555	
MCA Salary to Teaching Staff		21151647	22127549
M.E.Administrative Exp.	34		
M.E.Advertisement		26409	
M.E. Conveyance		305	
M.E.Electricity Charges		122667	
M.E.Telephone Charges		1615	150996
M.E.Affiliation Fees	35		
M.E.Affiliation Charges		511250	
ME ARA Processing Fees		20000	531250
M.E.Rent			445500
M.E.Repairs & Maint.Expenses	36		
ME Building Repair & Maintenance		81520	
ME Electrical Repair & Maintenance		6092	
ME Furniture Repair & Maintenance		11019	
ME Painting Expenses		4267	
M.E.Repairs & Maint.		12911	115809
M.E/salary to TS,NT,Lab	37		
M.E.College Exam Remuneration		80770	
M.E.Honorarium		27000	
M.E.Labour Charges		7848	
ME Salary to IV Class		192424	
ME Salary to Lab Staff		363653	
ME Salary to Non-Teaching Staff		381828	
ME Salary to Teaching Staff		4424344	5477867
Misc. Expenditure			6525
PhD Salary to Visiting Staff			495000
Refreshment A/c	38		
Exam Refreshment		148791	
MCA Refreshment		7235	
M.E.Refreshment		1108	
Other Refreshment		280762	
Refreshment for Placement		104569	542465
Rent			10048728
Sub Total - c/f			67393417



Particulars	SH	Amount in Rs.	Amount in Rs.
Sub Total - b/d			67393417
Repairs & Maintenance	39		
A.M.C.for Air Condition		381901	
AMC for CCTV		47225	
AMC for Easy Pay / TDS Software		13600	
AMC for Electrical System (Building)		8250	
A.M.C. for E.P.A.B.x.		11926	
AMC For Exam Software		9293	
AMC for Fire Hydrant System		6173	
AMC for Generator		18285	
AMC for Instruments - Process Lab - INST		27083	
AMC for Khushi - Fees Software		2500	
A.M.C. for Lift		482030	
A.M.C. For Offset Printing Machine		31769	
AMC for Store Module Software		2500	
A.M.C. for Water Purifier		4583	
A.M.C. for Xerox Machine		9476	
Building Repairs & Mtce.		5503565	
Electrical Repairs & Maintenance		411278	
Furniture Repair & Maintenance		743941	
Musical Instrument Rep.Charges		27200	
Offset Copyprint Printing & Stationery		28396	
Other Repairs / Maintenance		871666	
Painting Expenses		288041	
Printer / Scanner & Other Repairs & Maintenance		19716	
Seminar Hall Expenses		92535	
Xerox Machine Repairs A/C		850	9043782
Research & Development Expenses	40		
Project Expenses (Computers)		17084	
Project Expenses (Electronics)		6049	
Project Expenses (E & T)		6285	
Project Expenses (Info_tech)		620	
Project Expenses (Instru.)		7302	
Project Expenses (R & D)		6186	
R & D Lab Expenditure		43515	87041
Seminar / Conference	41		
Seminar / Conference		16705	
Seminar Symposium A/C		167690	
STTP / Workshop of EXTC Department Expenses		2500	
STTP / Workshop of INST Dept Expenses		1500	
STTP / Workshop of IT Department Expenses		1000	189395
Sub Total - c/f			76713634




Particulars	SH	Amount in Rs.	Amount in Rs.
Sub Total - b/d			76713634
Salary TS/NTS/IV/OTHER	42		
College Exam Remuneration		846496	
D.A.Arrears		6111	
Ex-Gratia		6000	
Fellowship Stipend		986571	
Honorarium		63760	
Labour Charges		2025633	
PF Administration Charges		317317	
PF -Institute 's Contribution		5386405	
PF Insurance Link Deposits		224441	
PhD Honorarium		3000	
Remuneration for STTP / Workshop		192000	
Salary to Class IV		5692848	
Salary to Lab Staff		8969281	
Salary to Non-Teaching Staff		12984681	
Salary to Teaching Staff		141107907	
Security Charges		1725810	
Vedanta Honorium		60000	180598260
Student Welfare/sports Activity	43		
Annual Day / Magazine Exp.		55663	
Consolidated Entry Fee for Sports - MU - E		1500	
Convocation Expenses		88630	
Cultural Activities Fees - MU - E		18852	
Disaster Management Fund (E)		31420	
E - Charges (E)		31420	
E - Suvidha (E)		157100	
Gymkhana Fees / Annual Sports Contribution - MU - E		283770	
MCA Sports & Cultural Activity Expenses		1395	
NSS Ekale Yojana (E)		63170	
NSS Registration (E)		7670	
Railway Concession Book		4850	
Scholarship - Jyoti Scholarship		150000	
Sports & Cultural Activity Expenses		516102	
Sports & Cultural Fees - MU - Ashwamedh - E		18408	
Sports & Other Activity Expenses		19628	
Students Welfare Expenses		12000	
Vice Chancellor Fund (E)		126340	
Yuvaraksha Insurance - (E)		310109	1898027
Sub Total - c/f			259209921



Particulars	SH	Amount in Rs.	Amount in Rs.
Sub Total - b/d			259209921
University Exam / Other Fees	44		
25% University Share on College Exam Fees (E)		769600	
Eligibility Fees (E)		88200	
Enrollment Fees (E)		155400	
II Sem University Exam Fees - (E)		154350	
I Sem University Exam Fees - (E)		647850	
MCA Convocation Fees (E)		26500	
MCA III Sem University Exam Fees - (E)		229560	
MCA II Sem University Exam Fees - (E)		211650	
MCA I Sem University Exam Fees - (E)		244300	
MCA IV Sem University Exam Fees - (E)		205160	
MCA Migration Certificate Fees (E)		220	
MCA PG Registration (E)		97350	
MCA PG Share (E)		837500	
MCA Photocopy & Revaluation (E)		65770	
MCA University Exam Late Fees (E)		1200	
MCA VI Sem University Exam Fees - (E)		149810	
MCA V Sem University Exam Fees - (E)		186350	
ME Convocation Fees - (E)		6000	
ME Enrolment Fees (E)		220	
ME III Sem University Exam Fees - (E)		16580	
ME II Sem University Exam Fees - (E)		47180	
ME I Sem University Exam Fees - (E)		48260	
ME IV Sem University Exam Fees - (E)		24470	
ME Migration Certificate Fees (E)		660	
ME PG Registration (E)		23100	
ME PG Share (E)		100000	
ME Photocopy & Revaluation (E)		690	
ME University Exam Late Fees - (E)		600	
Migration Certificate Fees (E)		4620	
PhD Enrollment & Eligibility Fees - E		1620	
University Photocopy (E)		16180	
University Revaluation (E)		178045	
VIII Sem University Exam Fees - (E)		28350	
VII Sem University Exam Fees - (E)		790650	5357995
Depreciation on Fixed Assets			12986129
Grand Total			277554045



Vivekanand Education Society's INSTITUTE OF TECHNOLOG.											Page : 1
Hashu Advani Memorial Complex, Collector's Colony, R C Marg, Chembur, Mumbai - 74											
SCHEDULE OF FIXED ASSETS AS ON 31 / 03 / 2018											
SR. No.	PARTICULAR OF ASSETS	Opening Balance AT COST as on 01.04.2017	Opening Balance WDV as on 01.04.2017	Additions upto 30.09.2017	Additions from 01.10.2017	RATE OF DEP.	Depreciation Permitted 30.09.2017	Depreciation Permitted 01.10.2017	Total Depreciation upto 31.03.2018	Closing Balance WDV as on upto 31.03.2018	Closing Balance AT COST as on upto 31.03.2018
		1	2	3	4	5	6	7	8	9	10
GENERAL DEPARTMENT											
1	BE General Engineering Computer Equip	3,134,777	611,763		138,104	25%	152,941	17,263	170,204	579,663	3,272,881
2	BE General Engineering Other Equip	12,150	7,901			15%	1,185	-	1,185	6,716	12,150
3	BE Chemistry Lab Equipment	321,369	93,714	22,229	6,815	15%	17,391	511	17,902	104,855	350,413
4	BE Drawing Board Equipment	291,098	155,146			15%	23,272	-	23,272	131,874	291,098
5	BE Gas Installation	28,988	-			15%	-	-	-	-	28,988
6	BE General / Physics Lab Equipments	1,081,408	301,462		27,187	15%	45,219	2,039	47,258	281,391	1,108,596
7	BE Physics Lab Equip (Computer)	32,270	-			25%	-	-	-	-	32,270
8	BE Teaching aid Equipments	36,570	-			15%	-	-	-	-	36,570
9	BE Workshop Mach. Equip	1,159,689	215,498	26,417		15%	36,287	-	36,287	205,628	1,186,106
10	BE Music Instruments	269,460	51,685			15%	7,753	-	7,753	43,932	269,460
11	General Engg Software	312,234	38,128			25%	9,532	-	9,532	28,596	312,234
12	Vedanta Computer	1,850	-			25%	-	-	-	-	1,850
ELECTRONICS DEPARTMENT											
13	BE Electronics Lab Equipments	19,028,495	3,705,925	25,106	583,699	15%	559,655	43,777	603,432	3,711,298	19,637,300
14	BE Elect. Computer Equipments	9,127,478	1,223,868	4,490		25%	307,090	-	307,090	921,268	9,131,968
15	BE Electronics Lab Softwares	2,434,611	86,318	649,000	398,840	25%	183,830	49,855	233,685	900,473	3,482,451
16	BE Electrical Lab Equipment	593,483	-			15%	-	-	-	-	593,483
COMMUNICATION DEPARTMENT											
17	BE Communication Lab Equip	15,152,404	4,243,629		108,560	15%	636,544	8,142	644,686	3,707,503	15,260,964
18	BE Comm Computer Equipments	8,540,675	1,551,323			25%	810,092	101,261	489,092	1,872,323	9,350,767
19	BE Comm Computer Software	2,190,829	288,513		205,320	25%	72,128	25,665	97,793	396,040	2,396,149
20	BE Project Comm Equipments	1,533,272	-			15%	-	-	-	-	1,533,272
21	BE Project Comm Computers	896,750	-			25%	-	-	-	-	896,750
22	ME Telecom	5,384,299	67,419			15%	10,113	-	10,113	57,306	5,384,299
INFORMATION TECHNOLOGY											
23	BE Info Tech Equipments	2,817,149	384,701			15%	57,705	-	57,705	326,996	2,817,149
24	BE Info Tech Computer Equip	12,231,544	1,845,867		1,176,001	25%	461,467	147,000	608,467	2,413,401	13,407,545
25	BE Info Tech Software	2,010,608	86,318			25%	21,580	-	21,580	64,738	2,010,608
26	ME Info Tech Equipments	2,462,167	-			15%	-	-	-	-	2,462,167
27	ME Info Tech Computer Equip	358,701	-			25%	-	-	-	-	358,701
COMPUTER DEPARTMENT											
28	BE Computer Lab Equipment (Other)	397,194	307,265		49,560	15%	46,090	3,717	49,807	307,018	446,754
29	BE Computer Lab Equipment (Comp)	32,690,429	2,133,172		495,257	25%	533,293	61,907	595,200	2,033,229	33,185,686
30	BE Computer Software	1,743,694	442,646			25%	110,662	-	110,662	331,984	1,743,694
31	BE Micro Processor Equip	1,552,138	86,595			15%	12,989	-	12,989	73,606	1,552,138
32	BE E - Yantra Computer Equipment	32,000	4,320			25%	1,080	-	1,080	3,240	32,000
33	BE E - Yantra Equipment (Other)	331,524	185,632			15%	27,845	-	27,845	157,787	331,524
34	ModRob - AICTE	1	-			25%	-	-	-	-	1
35	ME Computer	3,537,614	-			25%	-	-	-	-	3,537,614
36	ME Software	100,000	-			25%	-	-	-	-	100,000
37	MCA Computer	10,020,313	1,525,824		447,732	25%	381,456	55,966	437,422	1,536,134	10,468,045
38	MCA Software	272,627	86,317			25%	21,579	-	21,579	64,738	272,627
39	SERVER-Centralised Network	-	-	696,063		25%	174,016	-	174,016	522,047	696,063
LIBRARY DEPARTMENT											
40	BE Library Books	12,393,967	788,034	17,421	291,803	25%	201,364	36,475	237,839	859,419	12,703,191
41	BE Library Equipments	42,150	7,901			15%	1,185	-	1,185	6,716	42,150
42	BE Library Computer	287,396	52,108			25%	13,027	-	13,027	39,061	287,396
43	BE Library Software	300,000	-			25%	-	-	-	-	300,000
44	ME Library Books	656,717	84,129	16,083	8,678	25%	25,053	1,085	26,138	82,752	681,478
45	MCA Library Books	1,113,623	127,172		12,069	25%	31,793	1,509	33,302	105,939	1,125,692
46	BE Library Books - Book Bank	28,244	24,713			25%	6,178	-	6,178	18,535	28,244
47	MCA Library Books - Books Bank	10,006	8,755			25%	2,189	-	2,189	6,566	10,006
SEMINAR HALL											
48	SH - Air Condition	623,782	315,478			15%	47,322	-	47,322	268,156	623,782
49	SH - Audio Video Equipments	2,262,950	1,242,522	42,480	222,276	15%	192,750	16,671	209,421	1,297,857	2,527,706
50	SH - Computer Equipment	79,290	13,505		37,310	25%	3,376	4,664	8,040	42,775	116,600
51	SH - Electrical Fittings	472,818	270,365			15%	40,555	-	40,555	229,810	472,818
52	SH - Furniture Fixtures	1,163,402	664,431			15%	99,665	-	99,665	564,766	1,163,402
	Sub - Total	161,856,205	23,330,062	1,499,289	5,019,303		4,964,990	577,507	5,542,497	24,306,157	166,074,797



Vivekanand Education Society's INSTITUTE OF TECHNOLOGY											Page : 2
Hashu Advani Memorial Complex, Collector's Colony, R C Marg, Chembur, Mumbai - 74											
SCHEDULE OF FIXED ASSETS AS ON 31 / 03 / 2018											
SR. No.	PARTICULAR OF ASSETS	Opening Balance AT COST as on 01.04.2017	Opening Balance WDV as on 01.04.2017	Additions upto 30.09.2017	Additions from 01.10.2017	RATE OF DEP.	Depreciation Permitted 30.09.2017	Depreciation Permitted 01.10.2017	Total Depreciation upto 31.03.2018	Closing Balance WDV as on upto 31.03.2018	Closing Balance AT COST as on upto 31.03.2018
		1	2	3	4	5	6	7	8	9	10
		161,556,205	23,330,062	1,499,289	5,019,303	-	4,964,990	677,507	5,542,497	24,306,167	168,074,797
OFFICE DEPARTMENT											
53	BE Office Equipments	2,008,598	221,768		49,800	15%	33,285	3,720	36,985	234,383	2,058,198
54	BE Office Computers / Softwares	2,885,580	535,778	34,850	380,562	25%	142,857	47,570	190,227	780,963	3,300,992
55	ME Office Equipments	40,050	-			15%	-	-	-	-	40,050
56	MCA Office Equipments	69,131	5,196			15%	779	-	779	4,417	69,131
MAINTENANCE DEPARTMENT											
57	BE Maintenance Lab Equip	1,483,956	875,293	80,043	75,756	15%	140,300	5,682	145,982	865,110	1,619,754
58	BE Maint. Computer Equip	571,215	3,037			25%	759	-	759	2,278	571,215
59	BE Water Cooler	532,254	147,279			15%	22,092	-	22,092	125,187	532,254
60	BE Water Pump	36,326	2,174			15%	326	-	326	1,848	36,326
61	BE Offset Copy Printer	1,310,097	249,519			15%	37,428	-	37,428	212,091	1,310,097
62	BE Grass Cutting Machine	165,810	106,249			15%	15,937	-	15,937	90,312	165,810
63	BE EPBAX Box (Telephone)	607,518	173,272			15%	25,991	-	25,991	147,281	607,518
64	ME / MCA EPBAX Box	15,345	586			15%	88	-	88	498	15,345
65	LIFT	645,289	85,836			15%	12,875	-	12,875	72,961	645,289
FURNITURE & FIXTURE											
66	BE Electrical Fittings	674,378	110,948	16,588		15%	19,130	-	19,130	108,406	690,966
67	BE Furniture & Fixtures	16,112,230	5,568,791	37,994	58,316	15%	841,018	4,374	845,392	4,819,709	16,208,540
68	ME Furniture & Fixtures	442,188	105,205			15%	15,781	-	15,781	89,424	442,188
69	ME Electric Fitting	39,623	-			15%	-	-	-	-	39,623
70	MCA Furniture & Fixtures	1,023,597	175,924			15%	26,389	-	26,389	149,535	1,023,597
71	Furniture & Fixtures	67,859,670	21,900,622			15%	3,285,093	-	3,285,093	18,615,529	67,859,670
72	Electrical Fittings	5,912,380	1,898,973			15%	284,846	-	284,846	1,614,127	5,912,380
73	New Premises Infrastructure	112,152	30,375			15%	4,556	-	4,556	25,819	112,152
74	Hardware Equipments	405,082	130,123			15%	19,518	-	19,518	110,805	405,082
AUDIO VIDEO DEPARTMENT											
75	BE Audio & Video Equipments	4,090,734	615,165			15%	92,275	-	92,275	522,890	4,090,734
76	BE Audio & Video Computer	206,775	-			25%	-	-	-	-	206,775
77	BE Overhead Project Equip	3,624,324	1,899,968			15%	284,995	-	284,995	1,614,973	3,624,324
78	ME Projector	81,075	-			15%	-	-	-	-	81,075
79	MCA Projector	201,575	37,347			15%	5,602	-	5,602	31,745	201,575
INSTRUMENTATION DEPARTMENT											
80	BE Instrumentation Lab Equip	20,872,904	5,706,932	27,334	78,175	15%	860,140	5,863	866,003	4,946,438	20,978,413
81	BE Instru Computer Equip	6,712,442	494,239		443,343	25%	123,560	55,418	178,978	758,604	7,155,784
82	BE Instru Computer Software	455,871	92,514			25%	23,129	-	23,129	69,385	455,871
83	BE DSP Lab Equipments	302,656	17,518			15%	2,628	-	2,628	14,890	302,656
84	BE DSP Computer Equipments	497,600	-			25%	-	-	-	-	497,600
85	BE Bio - Medical Lab Equip	526,029	41,825			15%	6,274	-	6,274	35,551	526,029
86	BE E M C Lab Equipments	187,896	-			15%	-	-	-	-	187,896
87	ME Instrumentation Equipments	1,644,007	-			15%	-	-	-	-	1,644,007
RESEARCH & DEVELOPMENT											
88	BE Project IT (Green House)	1,007,899	10,407			15%	1,561	-	1,561	8,846	1,007,899
89	BE Robotic Lab Equipments	205,022	-			15%	-	-	-	-	205,022
90	BE Media Research Equipments	1,290,502	-			15%	-	-	-	-	1,290,502
91	BE R & D Lab Equipments	3,928,293	2,217,862			15%	332,679	-	332,679	1,885,183	3,928,293
92	BE R & D Computer Equipment	1,135,560	206,778		130,809	25%	51,895	16,326	68,021	269,366	1,266,169
93	BE R & D Software	236,430	9,614			25%	2,404	-	2,404	7,210	236,430
94	BE Air Conditioner	9,852,934	3,829,218			15%	574,383	-	574,383	3,254,835	9,852,934
95	ME Air Conditioner	137,700	-			15%	-	-	-	-	137,700
96	MCA Air Conditioner	278,000	82,937			15%	12,441	-	12,441	70,496	278,000
97	Automated SNV Machine	17,676	13,897			15%	2,085	-	2,085	11,812	17,676
	Total	322,002,677	70,933,231	1,676,098	6,235,663		12,269,669	716,460	12,986,129	65,856,863	329,914,338



Handwritten signature or initials.



Vivekanand Education Society's INSTITUTE OF TECHNOLOGY

Hashu Advani Memorial Complex, Collector's Colony, R C Marg, Chembur, Mumbai - 400 074

INCOME & EXPENDITURE ACCOUNT FOR THE PERIOD ENDED 31 st MARCH 2017

Amount in Rs. 2015 - 16	EXPENDITURE	SH	Amount in Rs. 2016 - 17	Amount in Rs. 2015 - 16	INCOME	SH	Amount in Rs. 2016 - 17
14,720,810	Administration Expenses	22	10,782,623	275,310,776	By Tuition fees from students	15	288,722,172
457,500	Affiliation & Other Charges	23	1,028,031	25,166,168	By Development fees	16	28,010,447
20,000	Audit Fees	24	22,250	4,475,681	By Misc.Receipts from Students	17	3,879,575
686,733	Expenses for Garden	25	989,526	1,715,335	By Internal College Exam Fee	18	1,974,810
3,134,258	Library Expenditure	26	3,059,944	33,429	By Misc Income	19	124,318
3,281,308	Labs & Workshop Expenditure	27	1,925,342	1,517,950	By Other fees from students	20	1,499,350
789,282	MCA Administrative Expenditure	28	755,561	1,817,589	By Bank interest & Other Receipts	21	1,978,225
78,750	MCA Affiliation Charges	29	193,600	3,406,811	By Arrears of Fees		
195,001	MCA Lab Expenditure	30	188,285				
1,573,132	MCA Rent	31	901,250				
1,139,001	MCA Repairs & Maint. A/c	32	457,890				
19,187,837	MCA Salary to TS / NT / LAB / CLASS IV	33	19,168,156				
272,841	ME Administrative Expenditure	34	160,205				
228,750	ME Affiliation Charges	35	296,119				
347,144	ME Rent	36	157,500				
249,470	ME Repair & Maintenance	37	60,074				
4,819,867	M.E. Salary to TS / NT / LAB / CLASS IV	38	5,140,683				
42,075	Misc. Expenses	39	27,506				
420,000	PhD Salary to Visiting Staff	40	495,000				
514,174	Refreshment	41	568,035				
12,079,724	Rent		8,555,750				
10,470,972	Repairs & Maintenance		5,106,370				
307,962	Research & Development Activity Exps.		301,795				
163,568,408	Salary TS / NT / LAB / CLASS IV		178,720,537				
278,956	Seminar / Conference		130,950				
1,433,469	Students Welfare/ Sports		1,328,107				
22,960,134	Depreciation		11,505,844				
50,186,180	INCOME OVER EXPENDITURE		74,161,966				
313,443,739			326,188,897	313,443,739			326,188,897

for Vivekanand Education Society's
INSTITUTE OF TECHNOLOGY

S. V. Mauskar
PRINCIPAL



AS PER REPORT OF EVEN DATE



S. V. Mauskar
S V MAUSKAR
CHARTERED ACCOUNTANT

Vivekanand Education Society's INSTITUTE OF TECHNOLOGY

Hashu Advani Memorial Complex, Collector's Colony, R.C Marg, Chembur, Mumbai - 74

SCHEDULE OF FIXED ASSETS AS ON 31 / 03 / 2017

SR. No.	PARTICULAR OF ASSETS	Opening Balance		Excess of Dep Scheduled Added Back	Excess of Dep Claimed SSS Reduced	Assets Write Off for 15-16	Revised WDV as on 01.04.2016	Additions upto 30.09.2016	Additions from 01.10.2016	RATE OF DEP.	Depreciation Permitted 30.09.2016	Depreciation Permitted 01.10.2016	Total Depreciation upto 31.03.2017	Closing Balance WDV as on 31.03.2017	Closing Balance AT COST as on 31.03.2017
		AT COST as on 01.04.2016	WDV as on 01.04.2016												
GENERAL DEPARTMENT															
1	BE General Engineering Computer Equip	2,870,567	454,460	52,979	-	-	507,439	-	264,210	25%	126,860	33,026	159,886	611,763	3,134,777
2	BE General Engineering Other Equip	12,150	9,720	-	425	-	9,295	-	1,394	15%	1,394	-	-	7,901	12,150
3	BE Chemistry Lab Equipment	306,632	98,204	-	3,990	-	94,214	-	14,737	15%	14,132	1,105	15,237	93,714	321,369
4	BE Drawing Board Equipment	291,098	191,279	-	8,754	-	182,525	-	27,379	15%	27,379	-	27,379	155,146	291,098
5	BE Gas Installation	28,988	-	-	-	-	-	-	-	15%	-	-	-	-	-
6	BE General / Physics Lab Equipments	1,018,529	285,223	1,011	-	-	286,234	-	62,879	15%	42,935	4,716	47,651	301,462	1,081,408
7	BE Physics Lab Equip (Computer)	32,270	-	-	-	-	-	-	-	25%	-	-	-	-	32,270
8	BE Teaching aid Equipments	36,570	-	-	-	-	-	-	-	15%	-	-	-	-	36,570
9	BE Workshop Mech. Equip	1,159,689	214,431	39,096	-	-	253,527	-	38,029	15%	38,029	-	38,029	215,498	1,159,689
10	BE Music Instruments	269,460	1,514	59,292	-	-	60,806	-	9,121	15%	9,121	-	9,121	51,685	269,460
11	General Ergo Software	274,300	6,583	-	-	-	6,583	-	37,934	25%	1,646	4,743	6,389	38,128	312,234
12	Vedanta Computer	1,850	-	-	-	-	-	-	-	25%	-	-	-	-	1,850
ELECTRONICS DEPARTMENT															
13	BE Electronics Lab Equipments	18,443,219	3,640,456	83,864	-	-	3,724,320	15,034	570,242	15%	560,903	42,768	603,671	3,705,925	19,028,495
14	BE Elect. Computer Equipments	8,833,031	1,539,283	-	250,980	-	1,288,303	90,857	294,447	25%	322,076	36,866	358,942	1,223,868	9,127,478
15	BE Electronics Lab Softwares	2,322,982	-	-	-	-	-	90,857	20,772	25%	22,714	2,597	25,311	86,318	2,434,611
16	BE Electrical Lab Equipment	593,483	-	-	-	-	-	-	-	15%	-	-	-	-	593,483
COMMUNICATION DEPARTMENT															
17	BE Communication Lab Equip	14,631,634	4,051,290	383,592	-	-	4,434,882	103,095	417,675	15%	680,697	31,326	712,023	4,243,629	15,152,404
18	BE Comm Computer Equipments	7,841,288	1,267,084	-	14,605	-	1,252,479	90,857	699,387	25%	313,120	87,423	400,543	1,551,323	8,540,675
19	BE Comm Computer Software	1,848,120	-	-	-	-	-	-	251,852	25%	22,714	31,482	54,196	288,513	2,190,829
20	BE Project Comm Equipments	1,533,272	-	-	-	-	-	-	-	15%	-	-	-	-	1,533,272
21	BE Project Comm Computers	886,750	-	-	-	-	-	-	-	25%	-	-	-	-	886,750
22	ME Telecom	5,384,299	70,631	8,685	-	-	79,316	-	-	15%	11,897	-	11,897	67,419	5,384,299
INFORMATION TECHNOLOGY															
23	BE Info Tech Equipments	2,817,149	398,255	54,334	-	-	452,589	90,857	658,956	15%	67,888	82,370	67,888	384,701	2,817,149
24	BE Info Tech Computer Equip	11,572,588	2,160,047	-	467,672	-	1,692,375	90,857	20,772	25%	423,094	2,597	505,464	1,845,867	12,231,544
25	BE Info Tech Software	1,898,979	-	-	-	-	-	-	-	15%	22,714	-	25,311	86,318	2,010,608
26	ME Info Tech Equipments	2,462,167	-	-	-	-	-	-	-	15%	-	-	-	-	2,462,167
27	ME Info Tech Computer Equip	358,701	-	-	-	-	-	-	-	25%	-	-	-	-	358,701
COMPUTER DEPARTMENT															
28	BE Computer Lab Equipment (Other)	164,899	107,370	1,424	-	-	108,794	-	232,205	15%	16,319	17,415	33,734	307,265	397,194
29	BE Computer Lab Equipment (Comp)	32,325,252	2,507,155	-	88,966	-	2,418,189	90,857	365,177	25%	604,547	45,647	650,194	2,133,172	32,690,429
30	BE Computer Software	1,224,833	-	-	-	-	-	-	428,004	25%	22,714	53,501	76,215	442,646	1,743,694
31	BE Micro Processor Equip	1,552,138	107,511	-	5,635	-	101,876	90,857	15,281	15%	15,281	-	15,281	86,595	1,592,138
32	BE E - Yantra Computer Equipment	32,000	4,800	960	-	-	5,760	-	-	25%	1,440	-	1,440	4,320	32,000
33	BE E - Yantra Computer (Other)	331,524	215,490	2,901	-	-	218,391	-	-	15%	32,759	-	32,759	185,632	331,524
34	ModRob - AICTE	1	-	-	-	-	-	-	-	25%	-	-	-	-	1
35	ME Computer	3,537,614	-	-	-	-	-	-	-	25%	-	-	-	-	3,537,614
36	ME Software	100,000	-	-	-	-	-	-	-	25%	-	-	-	-	100,000
37	MCA Computer	9,443,116	1,408,186	-	47,150	-	1,361,036	90,857	577,197	25%	340,259	72,150	412,409	1,525,824	10,020,313
38	MCA Software	161,000	-	-	-	-	-	-	20,770	25%	22,714	2,596	25,310	86,317	272,627
LIBRARY DEPARTMENT															
39	BE Library Books	12,244,827	927,490	-	39,927	-	887,563	65,080	84,060	25%	238,161	10,508	248,669	788,034	12,393,967
40	BE Library Equipments	42,150	9,720	-	425	-	9,295	-	1,394	15%	1,394	-	-	7,901	42,150
41	BE Library Computer	287,396	113,424	-	43,947	-	69,477	-	17,369	25%	17,369	-	17,369	52,108	287,396
42	BE Library Software	300,000	-	-	-	-	-	-	-	25%	-	-	-	-	300,000
43	ME Library Books	626,360	46,520	31,647	-	-	78,177	8,527	21,830	25%	21,676	2,729	24,405	84,129	656,717
44	MCA Library Books	1,055,206	48,859	55,979	-	-	105,838	26,565	31,852	25%	33,101	3,982	37,083	127,172	1,113,623
45	BE Library Books - Book Bank	-	-	-	-	-	-	-	28,244	25%	-	-	3,531	24,713	28,244
46	MCA Library Books - Books Bank	-	-	-	-	-	-	-	10,006	25%	-	1,251	1,251	8,755	10,006
SEMINAR HALL															
47	SH - Air Condition	623,782	374,270	-	3,119	-	371,151	-	55,673	15%	55,673	-	55,673	315,478	623,782
48	SH - Audio Video Equipments	2,223,792	1,446,214	-	27,036	-	1,419,178	-	39,158	15%	212,877	2,937	215,814	1,242,322	2,262,950
49	SH - Computer Equipment	79,290	25,194	-	7,187	-	18,007	-	4,502	25%	4,502	-	4,502	13,505	79,290
50	SH - Electrical Fittings	472,818	286,502	13,904	-	-	300,406	-	30,041	10%	30,041	-	30,041	270,365	472,818
51	SH - Furniture Fixtures	1,163,402	703,945	34,312	-	-	738,257	-	73,826	10%	73,826	-	73,826	664,431	1,163,402
Total		156,731,254	22,773,315	772,785	1,008,818	-	22,536,282	672,586	5,152,366	-	4,453,966	577,206	5,031,172	23,330,062	161,566,205




Vivekanand Education Society's INSTITUTE OF TECHNOLOGY

Hashu Advani Memorial Complex, Collector's Colony, R.C Marg, Chembur, Mumbai - 74

SCHEDULE OF FIXED ASSETS AS ON 31 / 03 / 2017


SR. No.	PARTICULAR OF ASSETS	Opening Balance AT COST as on 01.04.2016	Opening Balance WDV as on 01.04.2016	Excess of Dep Scheduled Added Back	Excess of Dep Claimed SSS Reduced	Assets Write Off for 15-16	Revised WDV as on 01.04.2016	Additions upto 30.09.2016	Additions from 01.10.2016	RATE OF DEP.	Depreciation Permitted 30.09.2016	Depreciation Permitted 01.10.2016	Total Depreciation upto 31.03.2017	Closing Balance WDV as on 31.03.2017	Closing Balance AT COST as on 31.03.2017
1	2	3	4	5	6	7	8	9	10	11	12	13	14	15	
OFFICE DEPARTMENT															
52	BE Office Equipments	1,959,910	208,291	3,660	1,009,818	-	22,536,282	672,586	5,152,366	15%	4,453,966	577,206	5,031,172	23,330,062	161,556,205
53	BE Office Computers	2,730,200	662,406	-	-	-	211,951	45,688	3,000	15%	38,646	225	38,871	221,768	2,008,598
54	ME Office Equipments	40,950	-	6,113	-	-	533,886	4,750	150,630	25%	134,655	18,823	153,478	535,778	2,865,560
55	MCA Office Equipments	69,131	-	-	-	-	6,113	-	-	15%	917	-	917	5,196	40,050
MAINTENANCE DEPARTMENT															
56	BE Maintenance Lab Equip	1,427,918	994,635	4,050	22,769	-	971,866	35,043	20,985	15%	151,036	1,575	152,611	875,293	1,483,956
57	BE Maint. Computer Equip	571,215	-	7,124	-	-	128,664	44,605	25,990	15%	25,990	-	25,990	147,279	571,215
58	BE Water Cooler	487,649	121,540	579	-	-	2,558	-	384	15%	44,033	-	44,033	249,519	36,326
59	BE Water Pump	36,326	312,805	-	19,253	-	293,552	-	82,570	15%	30,577	6,193	36,770	106,249	1,310,097
60	BE Offset Copy Printer	83,240	195,575	8,274	1,166	-	203,849	-	-	15%	103	-	103	607,518	165,810
61	BE Grass Cutting Machine	607,518	15,345	689	-	-	100,983	-	-	15%	15,147	-	15,147	173,272	607,518
62	BE EPBAX Box (Telephone)	15,345	54,274	46,709	-	-	-	-	-	15%	-	-	-	15,345	15,345
63	ME / MCA EPBAX Box	645,289	-	-	-	-	-	-	-	15%	-	-	-	645,289	645,289
64	LIFT	-	-	-	-	-	-	-	-	-	-	-	-	-	-
FURNITURE & FIXTURE															
65	BE Electrical Fixings	674,378	108,356	14,920	-	-	123,276	56,500	540,177	10%	12,328	27,009	39,337	110,948	674,378
66	BE Furniture & Fixture	15,515,553	5,382,513	178,346	11,166	-	5,560,859	-	-	10%	561,736	-	568,745	5,568,791	16,112,230
67	ME Furniture & Fixtures	442,188	128,061	-	-	-	116,895	-	-	10%	11,690	-	11,690	442,188	442,188
68	ME Electric Fitting	39,623	-	-	-	-	-	-	-	10%	-	-	-	39,623	39,623
69	MCA Furniture & Fixtures	1,015,652	172,034	15,051	-	-	187,085	-	7,945	10%	18,709	397	19,106	1,023,597	1,023,597
70	Furniture & Fixtures	67,807,670	20,196,051	4,083,085	-	-	24,279,136	-	52,000	10%	2,427,914	2,600	2,430,514	21,900,622	67,859,670
71	Electrical Fixings	5,912,390	1,753,172	356,798	-	-	2,109,970	-	-	10%	210,997	-	210,997	1,898,973	5,912,390
72	New Premises Infrastructure	112,152	26,285	7,465	-	-	33,750	-	3,375	10%	3,375	-	3,375	112,152	112,152
73	Hardware Equipments	405,092	120,138	24,443	-	-	144,581	-	-	10%	14,458	-	14,458	130,123	405,092
AUDIO VIDEO DEPARTMENT															
74	BE Audio & Video Equipments	4,077,122	733,573	-	23,461	-	710,112	13,612	-	15%	108,559	-	108,559	615,165	4,080,734
75	BE Audio & Video Computer	206,775	-	-	-	-	1,894,357	-	313,260	25%	284,154	23,495	307,649	1,899,968	206,775
76	BE Overhead Project Equip	3,311,064	1,889,292	5,065	-	-	-	-	-	15%	-	-	-	3,624,324	3,624,324
77	ME Projector	81,075	-	-	-	-	43,938	-	-	15%	6,591	-	6,591	81,075	81,075
78	MCA Projector	201,575	36,629	7,309	-	-	-	-	-	15%	-	-	-	201,575	201,575
INSTRUMENTATION DEPARTMENT															
79	BE Instrumentation Lab Equip	20,650,683	6,510,725	-	36,520	-	6,474,205	22,612	199,609	15%	974,523	14,971	989,494	5,706,932	20,872,904
80	BE Instru Computer Equip	6,684,616	754,426	8,282	162,905	-	591,521	90,857	57,826	25%	147,880	7,228	155,108	494,239	6,712,442
81	BE Instru Computer Software	344,242	-	-	-	-	8,262	-	20,772	25%	24,780	2,597	27,377	92,514	455,871
82	BE DSP Lab Equipments	302,656	24,167	-	3,557	-	20,610	-	-	15%	3,092	-	3,092	302,656	302,656
83	BE DSP Computer Equipments	497,600	-	-	-	-	49,206	-	-	25%	-	-	-	497,600	497,600
84	BE Bio - Medical Lab Equip	526,029	44,016	5,190	-	-	33,750	-	-	15%	7,381	-	7,381	526,029	526,029
85	BE M C Lab Equipments	187,896	-	-	-	-	-	-	-	15%	-	-	-	187,896	187,896
86	ME Instrumentation Equipments	1,644,007	-	-	-	-	-	-	-	15%	-	-	-	1,644,007	1,644,007
RESEARCH & DEVELOPMENT															
87	BE Project IT (Green House)	1,007,899	10,868	1,376	-	-	12,244	-	-	15%	1,837	-	1,837	10,407	1,007,899
88	BE Robotic Lab Equipments	205,022	-	-	-	-	-	-	-	15%	-	-	-	205,022	205,022
89	BE Media Research Equipments	1,290,502	-	-	-	-	2,268,270	-	313,333	15%	340,241	23,500	363,741	2,217,862	1,290,502
90	BE R & D Lab Equipments	3,614,960	2,389,179	-	120,909	-	87,171	-	161,600	25%	21,793	20,200	41,993	206,778	3,928,293
91	BE R & D Computer Equipment	973,960	93,397	-	6,226	-	12,819	-	-	25%	3,205	-	3,205	1,135,560	1,135,560
92	BE R & D Software	236,430	8,405	4,414	-	-	-	-	-	25%	3,205	-	3,205	9,614	236,430
93	BE Air Conditioner	9,793,994	4,236,799	209,223	-	-	4,401,367	103,595	-	15%	675,744	-	675,744	3,829,218	9,852,934
94	ME Air Conditioner	137,700	-	-	1,469	-	97,573	-	-	15%	14,636	-	14,636	82,937	137,700
95	MCA Air Conditioner	278,000	99,042	442	-	-	16,350	-	-	15%	2,453	-	2,453	278,000	278,000
96	Automated SIV Machine	17,676	15,908	-	-	-	-	-	-	15%	-	-	-	17,676	17,676
Total															
		313,881,302	70,094,166	5,771,372	1,547,739	44,655	74,273,144	1,089,848	7,075,093		10,779,819	726,025	11,505,844	70,933,231	322,002,577



PRINCIPAL,
VIVEKANAND EDUCATION SOCIETY'S
INSTITUTE OF TECHNOLOGY

Vivekanand Education Society's INSTITUTE OF TECHNOLOGY
 Hashu Advani Memorial Complex, Collector's Colony, R C Marg, Chembur, Mumbai - 74
CURRENT ASSETS FOR THE YEAR ENDED 31 st MARCH 2017

Particulars	SH	Amount in Rs.	Amount in Rs.
Bank Accounts	2		
Axis Bank		16,848	
Canara Bank		497,955	
Canara Bank - ISRO Research Grant		40,221	
ICICI Bank A/C		862,396	
Janakalyan Sahakari Bank Ltd.		4,480,034	
State Bank of Patiala - Chembur (Gate Scho.)		9,477	
Union Bank (BE) - 316302010097154		31,299	
Union Bank (MCA) - 316302010097155		26,750	5,964,979
Cash-in-Hand			2,005
Deposits (Asset)	3		
Fixed Deposits		12,495,168	
MCA Fixed Deposits		1,533,384	
ME Fixed Deposits		1,659,349	
Electricity Deposits		1,782,565	
Gas Cylinder (Deposit)		13,200	
MCA Telephone Deposit		1,000	
Telephone Deposit		9,000	
Telephone Deposit VESIIT		3,000	
Water Deposits		72,600	17,569,265
Other Current Assets	4		
Advance Payment to Creditors		62,741	
Staff Welfare Club		62,330	
Cap Assessment		2,243	
Cap Assessment - 2014		29,355	
Cap Assessment - 2015		57,267	
Cap Assessment (MCA) - 2015 - Second Half		8,583	
Cap Assessment (ME) - 2015 - Second Half		687	
MCA PG Share		10,000	
ME PG Share		2,500	
Cap Assessment (MCA)		2,883	
Cap Assessment (ME)		218	
Enrolment Forms (CA)		2,240	
GSLI (CA)		38,785	
Income Tax Receivable		34,194	
Income Tax Receivable (2015 - 16)		79,068	
Loan to Staff		513,053	
MCA University Exam Forms (CA)		12,440	
ME University Exam Forms (CA)		2,030	
Profession Tax Receivable		100	
University Forms (CA)		400	921,117
Sub Total - c/f			24,457,366



Particulars	SH	Amount in Rs.	Amount in Rs.
Sub Total - b/d			24,457,366
Outstanding Income	5		
CAP III - Counselling Round Fees Receivable		2,622,000	
MCA CAP III - Counselling Round Fees Receivable		344,000	
MCA Outstanding Tuition Fees - 12 - 13		60,000	
MCA Outstanding Tuition Fees - 13 - 14		15,475	
MCA Outstanding Tuition Fees 14-15		174,110	
MCA Outstanding Tuition Fees - 15 - 16		347,076	
MCA Outstanding Tuition Fees - 16 - 17		821,025	
MCA Scholarship Receivable - 2015 - 16		596,283	
MCA Scholarship Receivable - 2016 - 17		507,867	
ME CAP III - Counselling Round Fees Receivable		36,000	
ME Outstanding Fees		45,080	
ME Outstanding Fees - 14 - 15		102,665	
ME Outstanding Fees - 2015 - 16		50,000	
ME Outstanding Fees - 2016 - 17		162,932	
ME Scholarship Receivable - 2016 - 17		296,896	
Outstanding TF Receivable 09 - 10		37,786	
Outstanding TF Receivable 10 - 11		25,320	
Outstanding TF Receivable 11 - 12		126,408	
Outstanding TF Receivable 12 - 13		64,869	
Outstanding TF Receivable 13 - 14		605,174	
Outstanding TF Receivable 14 - 15		967,231	
Outstanding TF Receivable 15 - 16		1,675,634	
Outstanding TF Receivable 16 - 17		5,579,503	
PhD Outstanding Fees		293,600	
Scholarship Receivable - 2015 - 16		10,422,027	
Scholarship Receivable - 2016 - 17		13,596,329	39,575,290
Prepaid Expenses	6		
Prepaid Expenses - Affiliation Fees		247,500	
Prepaid Expenses - AMC for AC		18,710	
Prepaid Expenses - AMC for CCTV		8,750	
Prepaid Expenses - AMC for Easypay / TDS Software		5,800	
Prepaid Expenses - AMC for EPABX		8,801	
Prepaid Expenses - AMC for Generator		18,285	
Prepaid Expenses - AMC for Lift		328,910	
Prepaid Expenses - AMC for Xerox Machine		576	
Prepaid Expenses - AMC for Offset Machine		31,769	
Prepaid Expenses - Internet Charges		333,684	
Prepaid Expenses - Library E - Subscription		1,057,812	
Prepaid Expenses - Library Subscription		45,061	
Prepaid Expenses - MCA Affiliation Fees		86,250	
Prepaid Expenses - ME Affiliation Fees		511,250	
Prepaid Expenses - Pest Control for Building		82,029	
Prepaid Expenses - PhD Affiliation Fees		125,000	2,910,187
Grand Total			66,942,843

Sayalekh
PRINCIPAL,




Vivekanand Education Society's INSTITUTE OF TECHNOLOGY
 Hashu Advani Memorial Complex, Collector's Colony, R C Marg, Chembur, Mumbai - 74
CURRENT LIABILITIES FOR THE YEAR ENDED 31 st MARCH 2017

Particulars	SH	Amount in Rs.	Amount in Rs.
Advance Fees Received	7		
Advance Fees - Development Fees		6,420,245	
Advance Fees - MCA Development Fees		579,881	
Advance Fees - MCA Tuition Fees		5,804,300	
Advance Fees - ME Development Fees		101,055	
Advance Fees - ME Tuition Fees		1,010,529	
Advance Fees - Phd Development Fees		17,799	
Advance Fees - Phd Tuition Fees		188,443	
Advance Fees Received		109,430	
Advance Fees Received for PhD		75,000	
Advance Fees - Tuition Fees		65,412,153	79,718,835
O/s Liabilities	8		
Connectivity Charge (Lia)		126,080	
Convocation Fees (Lia)		181,000	
Disaster Management Fund		31,130	
Eligibility Fee (C.L.)		6,420	
Enrolment Fees (Liability)		28,340	
Excess Fees Received Payable		310,785	
Hostel Refund (VES)		94,959	
II Sem Exam Fees (Univ.)		270,420	
I Sem Exam Fees (Univ.)		18,145	
MCA Eligibility Fees		3,920	
M C A Enrolment (Lia.)		1,800	
MCA Excess Fees Recevied Payable		43,510	
MCA Photocopy & Revaluation		2,435	
MCA University Exam Fees		7,370	
MCA University Exam Late Fees		1,000	
ME Convocation Fees		8,750	
M.E. Eligibility Fees		200	
M.E. (Enrolment Fees) - L		100	
ME Excess Fees Received Payable		337,648	
ME III Sem University Exam Fees		2,640	
ME IV Sem University Exam Fees		26,730	
Retention Money A/c		273,393	
Students Aid Fund A/c		4,735,686	
University Exam Late Fees		12,835	
University Photocopy		2,460	
University Revaluation		6,040	
VIII Sem Exam Fees (Univ.)		479,190	
VII Sem Exam Fees (Univ.)		5,980	7,018,966
Sub Total - c/f			86,737,801




Particulars	SH	Amount in Rs.	Amount in Rs.
Sub Total - b/d			86,737,801
Scholarship Payable	9		
M.E.Scholarship		4,385	
Scholarship (2013 - 14)		709,685	
Scholarship (2014 - 15)		47,305	
Scholarship - EBC (2015 - 16)		131,331	
Scholarship (Freeship)		235,909	
Scholarship (Non Govt)		340,500	1,469,115
Student Prize Fund	10		
Prize Fund (Annapoorni Ramaswamy)		36,000	
Prize Fund (Deep Bhattachariya)		42,000	
Prize Fund (Mayur Bhagade)		52,000	
Prize Fund (Serin Dedia)		31,500	
Prize Fund (Shri Sharad N Shroff)		100,000	261,500
Student's Deposits	11		
Caution Money		697,800	
Caution Money - 2014		727,500	
Caution Money - 2015		755,500	
Caution Money - 2016		782,500	
Laboratory Deposit		697,800	
Library Deposits		348,900	
MCA Caution Money		144,000	
MCA Caution Money - 2014		152,000	
MCA Caution Money - 2015		118,500	
MCA Caution Money - 2016		120,000	
MCA Laboratory Deposits		144,000	
MCA Library Deposits		72,000	
M.E.Caution Money		35,200	
ME Caution Money - 2014		43,000	
ME Caution Money - 2015		37,000	
ME Caution Money - 2016		12,000	
M.E. Laboratory Deposits		35,200	
M. E. Library Deposits		17,600	
Ves Technology Alumni Association		31,500	4,972,000
Duties & Taxes	12		
GSLI (CL)		126,776	
Income Tax		3,033,523	
Profession Tax		52,675	
Provident Fund (CL)		521,198	
T.D.S. (CL)		106,727	
VES - Service Tax		15,620	
Yuvaraksha Insurance		49,647	3,906,166
Sub Total - c/f			97,346,582




Particulars	SH	Amount in Rs.	Amount in Rs.
Sub Total - b/d			97,346,582
Provisions			
20% University Share		267,975	
Provision for Electricity Charges		782,060	
Provision for Telephone Charges		11,500	
Provision for Water Charges		223,927	1,285,462
Sundry Creditors			156,908
Other Current Liabilities	14		
Admission Cancellation Charges Payable - 201617		8,250	
AISHE - MHRD		3,000	
ARC Collection (Online Application Confirmation)		10,800	
Cap Assessment - 2015 - Second Half		15,813	
Cap Assessment - 2016 - First Half		24,764	
Cap Assessment (MCA) - 2014		42,394	
Cap Assessment (MCA) - 2015		84,296	
Cap Assessment (MCA) - 2016 - First Half		10,635	
Cap Assessment (ME) - 2014		50,695	
Cap Assessment (ME) - 2015		5,088	
FC - Printout / Facitilation Charges Collection		30,960	
Grant received for PhD Research payable		8,807	
ISRO Research Grant - GOI - DOS		40,221	
MCA ARC Collection		19,500	
Minor Research Grant		12,151	
ModRob - AICTE		8,134	
PhD Salary to Visiting Staff Payable		495,000	
Praxis - 2016		836,060	
R & D (Lab View) - INST		194,325	
Salary Payable to Non Teaching Staff		77,648	
Salary Payable to Teaching Staff		24,290	
Unknown Bank Credits		57,805	
Usage Charges Payable to Trust		614,500	
Workshop of INST - AIA		125,000	2,800,136
Grand Total			101,589,088


PRINCIPAL,
VIVEKANAND EDUCATION SOCIETY'S
INSTITUTE OF TECHNOLOGY



Vivekanand Education Society's INSTITUTE OF TECHNOLOGY
 Hashu Advani Memorial Complex, Collector's Colony, R C Marg, Chembur, Mumbai - 74
INCOME (REVENUE) FOR THE YEAR ENDED 31 st MARCH 2017

Particulars	SH	Amount in Rs.	Amount in Rs.
Tuition Fees From Students	15		
MCA Tuition Fee		23,484,424	
M.E.Tuition Fees		4,945,909	
Phd Tuition Fees		753,788	
Tuition Fees		259,538,051	288,722,172
Development Fees	16		
Development Fees		25,131,568	
MCA-Development Fees		2,313,069	
M.E. Development Fees		494,598	
PhD Development Fees		71,212	28,010,447
Misc. Receipts From Students / Others	17		
Admission Cancellation Charges		482,280	
Admission Charges (Income)		10,500	
ARC Facilitation Charges		650	
Book Binding (Income)		1,520	
Breakage (Income)		3,040	
College Photocopy & Revaluation		226,940	
Document Verification for Eligibility - Receipts		34,800	
Fine A/C		54,240	
Library Fine		369,645	
MCA Admission Cancellation		6,000	
MCA Admission Charges (Income)		2,500	
MCA Document Verification for Eligibility - Receipt		8,080	
MCA Library Fine		5,466	
MCA Photocopy & Revaluation Share		11,180	
MCA (Registration Charges- Admission)		28,300	
MCA (Sale of Admission Forms)		195,700	
MCA Transcript		8,112	
M.E.Cancellation Charges		1,000	
ME Document Verification for Eligibility - Receipts		3,500	
ME Educational Verification Fees		2,200	
M.E.Library Fine		3,118	
ME Photocopy & Revaluation Share		500	
M.E.(Registration Fees- Admission)		2,500	
M.E.(Sale of Forms)		16,900	
M.E.Transcripts		9,130	
Railway Concession Form		945	
Registration Charges - BE - Admission		141,300	
Sale of Forms & Prospectus		1,431,400	
Transcripts		818,129	3,879,575
Sub Total - c/f			320,612,194



Particulars	SH	Amount in Rs.	Amount in Rs.
Sub Total - b/d			320,612,194
Internal College Exam Fees	18		
College Exam Late Fees		33,000	
College Share 20% on University Exam / Other Fees		337,175	
Education Verification Fees		137,000	
III Sem Exam Fees		454,050	
IV Sem Exam Fees		412,710	
MCA Educational Verification Fees		18,000	
VI Sem Exam Fees		286,015	
V Sem Exam Fees		296,860	1,974,810
Misc. Income	19		
Misc. Income		15,552	
Sale of Radhi		108,766	124,318
Other Fees From Students	20		
Annual Day / Cultural (Income)		2,875	
Gymkhna & Sports Fees		1,367,290	
Internet Charges (Income)		11,500	
Laboratory Fees (Income)		36,800	
Library Fees (Income)		16,100	
Sports Charges (Income)		63,060	
Training & Placement Fees		1,725	1,499,350
Bank Interest & Other Receipts	21		
Bank Interest		701,333	
Bank Interest on Fixed Deposit		1,227,679	
Other Interest - on Electricity Deposit		49,213	1,978,225
Grand Total			326,188,897

Sanjay K. K.
PRINCIPAL,
VIVEKANAND EDUCATION SOCIETY'S
INSTITUTE OF TECHNOLOGY



Vivekanand Education Society's INSTITUTE OF TECHNOLOGY
 Hashu Advani Memorial Complex, Collector's Colony, R C Marg, Chembur, Mumbai - 74
EXPENDITURE FOR THE YEAR ENDED 31 st MARCH 2017

Particulars	SH	Amount in Rs.	Amount in Rs.
Administration Expenses	22		
Accreditation Expenses		7,470	
Admission Expenses		119,566	
Advertisement Expenses		1,827,878	
Bank Charges		10,821	
Conveyance A/c		73,891	
Document Verification for Eligibility Expenses		35,250	
Electricity Charges		5,465,930	
Exam Stationery A/c		415,458	
Fire Insurance		70,990	
First Aid A/c		12,841	
Legal Charges		4,700	
Other Rates & Taxes		42,194	
Postage / Revenue Stamp		21,332	
Printing & Stationery Expenses		94,806	
Professional Charges		755,218	
Property Tax		670,214	
Staff Welfare A/C		29,840	
Stationery Expenses		319,868	
Telephone Charges		121,661	
Travelling Expenses		142,590	
University Share on College Exam Fees		270,825	
Water Charges		269,279	10,782,623
Affiliation & Other Charges	23		
Affiliation Charges - MU		255,000	
BE ARA Processing Fees		149,400	
E - Suvidha Service Charges - MU		4,500	
FRA Processing Fees		594,131	
Ph. D. Affiliation Charges		25,000	1,028,031
Audit Fees			22,250
Expenses for Garden & Playground	24		
Garden Expenses		90,180	
Playground Expenses		899,346	989,526
Sub Total - c/f			12,822,430



Particulars	SH	Amount in Rs.	Amount in Rs.
Sub Total - b/d			12,822,430
Library Expenditure	25		
Library (Printing & Stationery)		34,070	
Library Stationery Expenses		50,586	
Library Subscription (E - Subscription)		2,833,400	
Library Subscription Expenses		74,896	
News Paper & Periodicals		66,992	3,059,944
Labs & Workshop Expenditure	26		
Chemistry Lab Expenditure		19,497	
Communication Lab Expenditure		146,778	
Computer Lab Expenditure		79,835	
Electronic Lab Expenditure		132,954	
General & Physics Lab Expenditure		41,526	
Information Tech. (Expenditure)		109,773	
Instrumentation Lab Expenditure		171,718	
Internet Charges		1,120,065	
Maintenance Lab Expenditure		12,650	
Workshop Expenditure		90,546	1,925,342
Mca Administrative Expe	27		
MCA Advertisement		60,039	
MCA Conveyance		2,362	
MCA Document Verification for Eligibility Expenses		8,030	
MCA Electricity Charges		669,576	
MCA Legal Charges		350	
Mca Postage		135	
Mca (Printing & Stationery)		165	
MCA Telephone Charges		14,904	755,561
MCA Affiliation & Other Charges	28		
MCA Affiliation Charges		90,000	
MCA ARA Processing Fees		40,000	
MCA FRA Processing Fees		63,600	193,600
MCA Lab Expenditure	29		
MCA Internet Charges		135,038	
MCA Lab Expenditure		53,247	188,285
MCA Rent			901,250
Sub Total - c/f			19,846,412



Particulars	SH	Amount in Rs.	Amount in Rs.
Sub Total - b/d			19,846,412
MCA Repairs & Maint.Expenses	30		
MCA Building Repair & Maintenance		108,446	
MCA Electrical Repairs & Maint		77,120	
MCA Furniture & Fixtures Repairs		137,006	
MCA Painting Expenses		29,681	
MCA Repairs & Maint.		105,637	457,890
MCA Salary to TS/NT/LAB	31		
MCA Labour Charges		10,950	
MCA Salary to TS / LS / NS / Class IV		19,157,206	19,168,156
M.E.Administrative Exp.	32		
M.E.Advertisement		60,040	
M.E. Conveyance		5,090	
ME Document Verification for Eligibility Expenses		4,200	
M.E.Electricity Charges		87,845	
M.E.Legal Charges		350	
M.E. Other Administration Expenses		500	
M.E. Postage		225	
M.E.Telephone Charges		1,955	160,205
M.E.Affiliation & Other Fees	33		
ME Affiliation Charges		240,000	
ME ARA Processing Fees		40,000	
ME FRA Processing Fees		16,119	296,119
M.E. Rent			157,500
M.E.Repairs & Maint.Expenses	34		
ME Building Repair & Maintenance		14,228	
ME Electrical Repair & Maintenance		10,118	
ME Furniture Repair & Maintenance		17,975	
ME Painting Expenses		3,894	
M.E.Repairs & Maint.		13,859	60,074
M.E/salary to TS,NT,Lab	35		
M.E.College Exam Remuneration		153,620	
M.E.Honorarium		27,000	
M.E.Labour Charges		10,950	
ME Salary to TS / NT / LAB		4,949,113	5,140,683
Misc. Expenditure			27,506
Sub Total - c/f			45,314,544



Particulars	SH	Amount in Rs.	Amount in Rs.
Sub Total - b/d			45,314,544
PhD Salary to Visiting Staff			495,000
Refreshment A/c	36		
Exam Refreshment		141,741	
MCA Refreshment		2,268	
ME Refreshment		3,468	
Other Refreshment		361,886	
Refreshment for Placement		58,672	568,035
Rent			8,555,750
Repairs & Maintenance	37		
Air Condition (Rep.& Maint.)		143,146	
A.M.C.for Air Condition		143,000	
AMC for CCTV		43,750	
A.M.C for Computers & Printers		132,139	
AMC for Easy Pay / TDS Software		6,500	
A.M.C. for E.P.A.B.x.		3,699	
AMC For Exam Software		10,500	
AMC for Fire Hydrant System		13,740	
AMC for Generator		36,491	
AMC for Instruments - INST Lab		28,062	
A.M.C. for Lift		514,780	
A.M.C. For Offset Printing Machine		13,003	
A.M.C. for Water Purifier		6,471	
A.M.C. for Xerox Machine		8,774	
Building Repairs & Mtce.		885,269	
Cleaning & Maintenance for Students		123,600	
Electrical Repairs & Maintenance		629,554	
Furniture Repair & Maintenance		1,118,419	
Offset Copyprint Printing & Stationery		74,920	
Other Repairs / Maintenance		862,344	
Over Head Projectors Repair & Maintenance		14,600	
Painting Expenses		242,291	
Printer / Scanner & Other Repairs & Maintenance		16,786	
Seminar Hall Expenses		22,882	
Water Cooler Rep.& Maint.		11,651	5,106,370
Sub Total - c/f			60,039,699

Sayed M



Particulars	SH	Amount in Rs.	Amount in Rs.
Sub Total - b/d			60,039,699
Research & Development Expenses	38		
Project Expenses (Electronics)		53,298	
Project Expenses (E & T)		3,055	
Project Expenses (Info_tech)		10,640	
Project Expenses (Instru.)		6,124	
R & D Lab Expenditure		228,678	301,795
Salary TS/NTS/IV/OTHER	39		
College Exam Remuneration		1,098,947	
Contingency Allowances		4,949	
D.A.Arrears		4,535,492	
Fellowship Stipend		2,248,161	
Gratuity A/C		11,187,882	
Honorarium		86,500	
Labour Charges		1,750,545	
Leave Encashment		12,553	
PF Administration Charges		377,363	
PF -Institute 's Contribution		5,265,556	
PF Insurance Link Deposits		219,408	
PhD Honorarium		21,000	
Salary to Visiting Staff		72,000	
Salary TS / NTS / IV / Contract		150,311,754	
Security Charges		1,468,427	
Vedanta Honorium		60,000	178,720,537
Seminar / Conference	40		
Seminar / Conference		33,750	
Seminar Symposium A/C		97,200	130,950
Student Welfare/sports Activity	41		
Annual Day / Magazine Exp.		120,830	
Consolidated Entry Fees - MU - Sports		1,500	
Convocation Expenses		292	
Cultural Activities Fees - MU		36,606	
E - Suvridha Charges - MU		158,750	
Gymkhana Fees / Annual Sports Contribution - MU		95,250	
MCA Sports & Cultural Activity Expenses		9,000	
Railway Concession Book		5,350	
Scholarship - Jyoti Scholarship		150,000	
Sports & Cultural Activity Expenses		532,263	
Sports & Cultural Fees - MU - Ashwamedh		76,200	
Sports & Other Activity Expenses		119,153	
Students Welfare Expenses		22,913	1,328,107
Depreciation			11,505,844
Grand Total			252,026,931